

Noise suppression filter
For home appliances (conductive noise countermeasure)
VFS series



VFS6045 type



FEATURES

- A compact noise suppression component for home appliances that accommodates high currents.
- High magnetic shield construction achieved by a ferrite magnetic material and compatible with high-density mounting.
- Operating temperature range: -40 to +105°C (including self-temperature rise)

APPLICATION

- Refrigerators, air conditioners, washing machines, vacuum cleaners, TV

PART NUMBER CONSTRUCTION

VFS	6045	V	A	031
Series name	LxWxH dimensions 6.0x6.0x4.5 mm	V: at 10MHz S: at 1MHz	Internal code	Impedance (Ω)

CHARACTERISTICS SPECIFICATION TABLE

Type	Impedance		DC resistance		Rated current (A)max.	Part No.
	(Ω)Typ.	(Ω)Min.	(Ω)typ.	(Ω)max.		
6045VA [at 10MHz]	57	30	0.012	0.0156	6.0	VFS6045VA031
	145	120	0.019	0.0247	5.1	VFS6045VA121
	242	200	0.023	0.0299	4.95	VFS6045VA201
	468	300	0.036	0.0468	3.6	VFS6045VA301
	1275	1000	0.075	0.0975	2.5	VFS6045VA102
6045SA [at 1MHz]	188	150	0.175	0.2275	1.5	VFS6045SA151
	552	450	0.47	0.611	0.9	VFS6045SA451
	1232	1000	1.15	1.495	0.5	VFS6045SA102

Measurement equipment

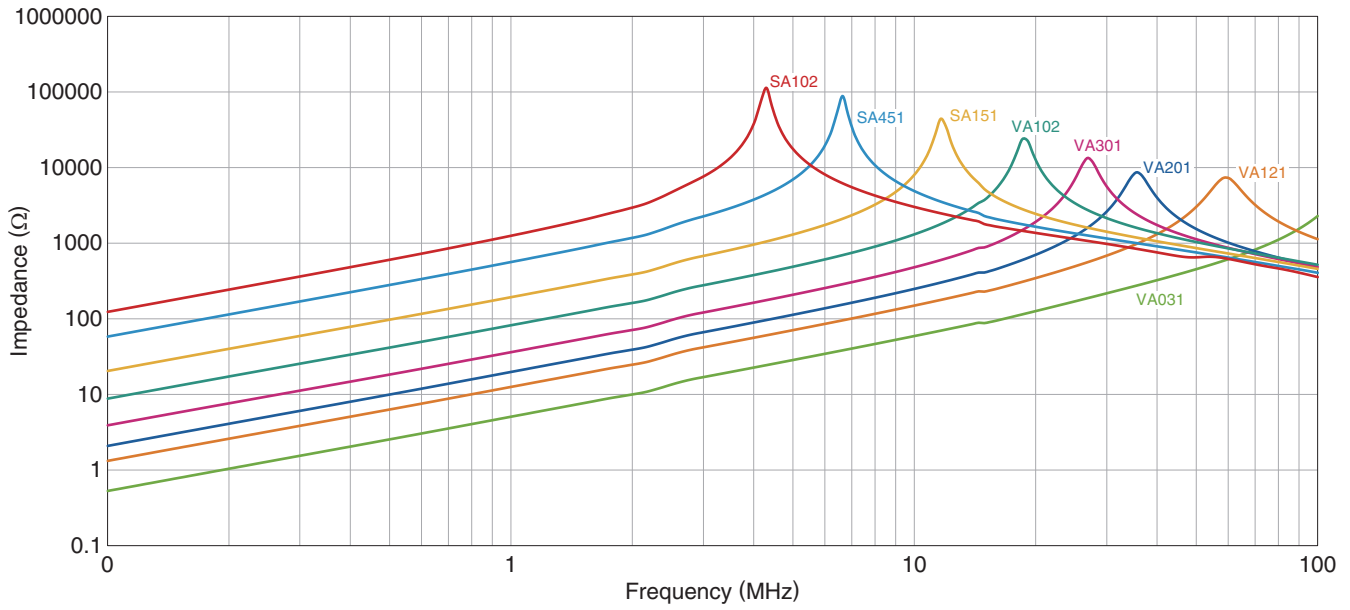
Measurement item	Product No.	Manufacturer
Impedance	4294A	Keysight Technologies
DC resistance	34420A	Hewlett-Packard

* Equivalent measurement equipment may be used.

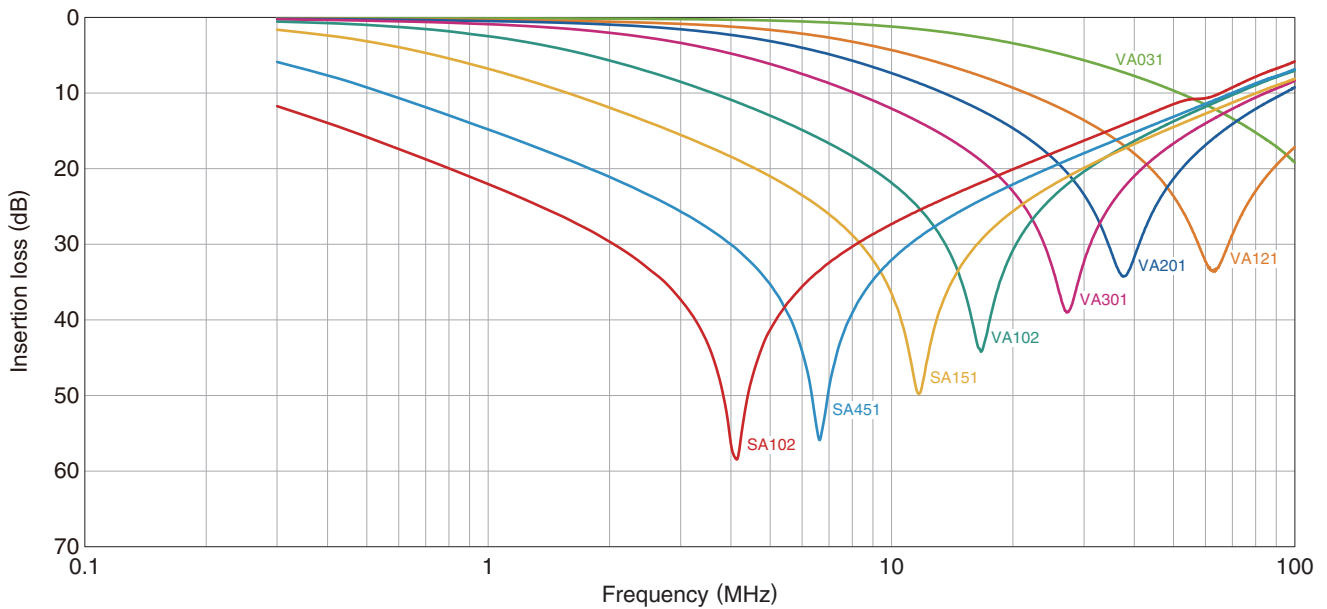


VFS6045 type

Z FREQUENCY CHARACTERISTICS



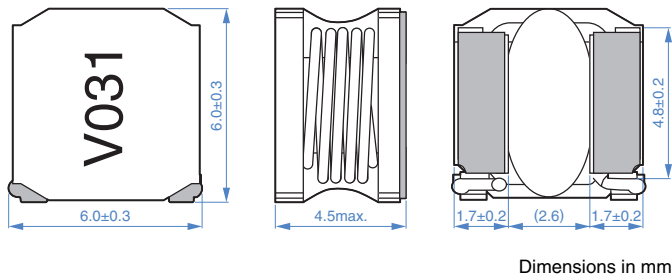
INSERTION LOSS VS. FREQUENCY CHARACTERISTICS



⚠ Please be sure to request delivery specifications that provide further details on the features and specifications of the products for proper and safe use. (2/4)
Please note that the contents may change without any prior notice due to reasons such as upgrading.

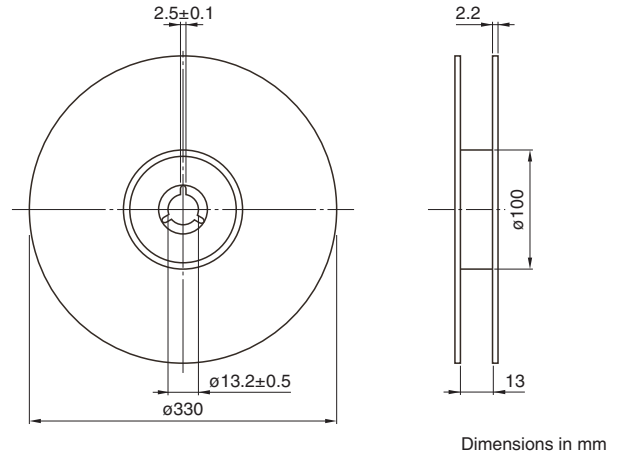
VFS6045 type

SHAPE & DIMENSIONS

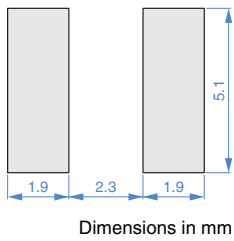


PACKAGING STYLE

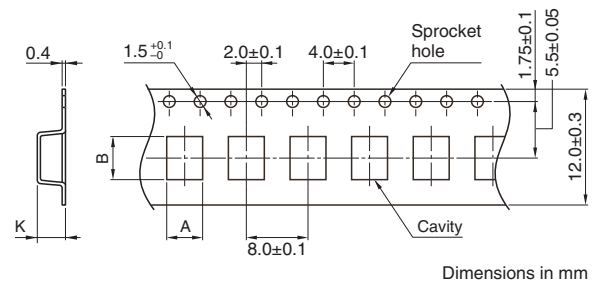
REEL DIMENSIONS



RECOMMENDED LAND PATTERN

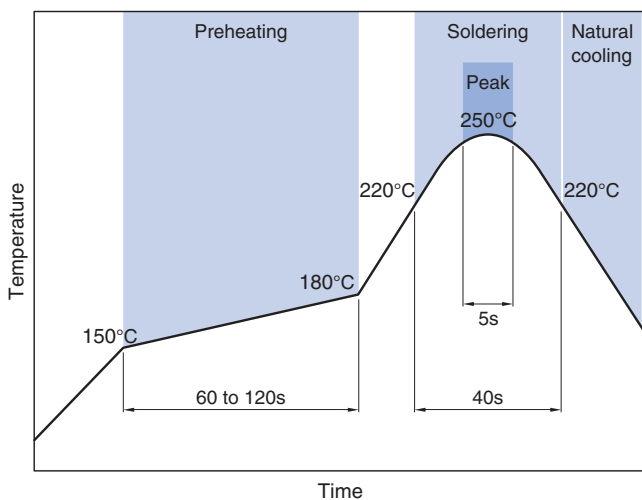


TAPE DIMENSIONS



Type	A	B	K
VFS6045	6.3	6.3	4.7

RECOMMENDED REFLOW PROFILE



PACKAGE QUANTITY

Package quantity	1500 pcs/reel
------------------	---------------

TEMPERATURE RANGE, INDIVIDUAL WEIGHT

Operating temperature range*	Storage temperature range**	Individual weight
-40 to +105 °C	-40 to +105 °C	0.6 g

* Operating temperature range includes self-temperature rise.

** The storage temperature range is for after the assembly.

REMINDERS FOR USING THESE PRODUCTS

Before using these products, be sure to request the delivery specifications.

SAFETY REMINDERS

Please pay sufficient attention to the warnings for safe designing when using this products.

REMINDERS

- The storage period is less than 12 months. Be sure to follow the storage conditions (temperature: 5 to 30°C, humidity: 10 to 75% RH or less).
If the storage period elapses, the soldering of the terminal electrodes may deteriorate.
- Do not use or store in locations where there are conditions such as gas corrosion (salt, acid, alkali, etc.).
- Before soldering, be sure to preheat components.
The preheating temperature should be set so that the temperature difference between the solder temperature and chip temperature does not exceed 150°C.
- Soldering corrections after mounting should be within the range of the conditions determined in the specifications.
If overheated, a short circuit, performance deterioration, or lifespan shortening may occur.
- When embedding a printed circuit board where a chip is mounted to a set, be sure that residual stress is not given to the chip due to the overall distortion of the printed circuit board and partial distortion such as at screw tightening portions.
- Self heating (temperature increase) occurs when the power is turned ON, so the tolerance should be sufficient for the set thermal design.
- Carefully lay out the coil for the circuit board design of the non-magnetic shield type.
A malfunction may occur due to magnetic interference.
- Use a wrist band to discharge static electricity in your body through the grounding wire.
- Do not expose the products to magnets or magnetic fields.
- Do not use for a purpose outside of the contents regulated in the delivery specifications.
- The products listed on this catalog are intended for use in general electronic equipment (AV equipment, telecommunications equipment, home appliances, amusement equipment, computer equipment, personal equipment, office equipment, measurement equipment, industrial robots) under a normal operation and use condition.
The products are not designed or warranted to meet the requirements of the applications listed below, whose performance and/or quality require a more stringent level of safety or reliability, or whose failure, malfunction or trouble could cause serious damage to society, person or property.
If you intend to use the products in the applications listed below or if you have special requirements exceeding the range or conditions set forth in the each catalog, please contact us.

- (1) Aerospace/aviation equipment
- (2) Transportation equipment (cars, electric trains, ships, etc.)
- (3) Medical equipment
- (4) Power-generation control equipment
- (5) Atomic energy-related equipment
- (6) Seabed equipment
- (7) Transportation control equipment

- (8) Public information-processing equipment
- (9) Military equipment
- (10) Electric heating apparatus, burning equipment
- (11) Disaster prevention/crime prevention equipment
- (12) Safety equipment
- (13) Other applications that are not considered general-purpose applications

When designing your equipment even for general-purpose applications, you are kindly requested to take into consideration securing protection circuit/device or providing backup circuits in your equipment.