

<b>Applications</b>	Commercial Grade
<b>Feature</b>	<div style="border: 1px solid black; padding: 2px;">No Directivity</div> No Directivity <div style="border: 1px solid black; padding: 2px;">Wire Wound</div> Wire Wound <div style="border: 1px solid black; padding: 2px;">Ferrite Core</div> Ferrite Core
<b>Series   Type</b>	NLC565050
<b>Status</b>	<div style="border: 1px solid black; padding: 2px;"> Obsolete</div> Recommended Alternate Part No. : None Discontinue Issue Date : May.21, 2015 Last Purchase Order Date : Dec.22, 2016 Last Shipment Date : Jun.30, 2017
<b>Brand</b>	TDK



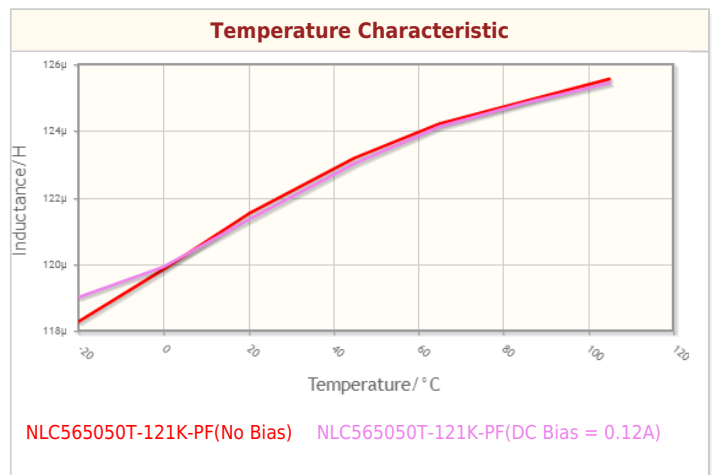
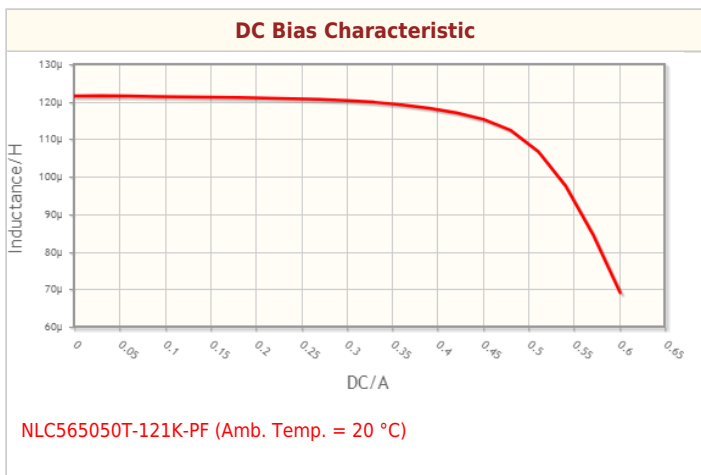
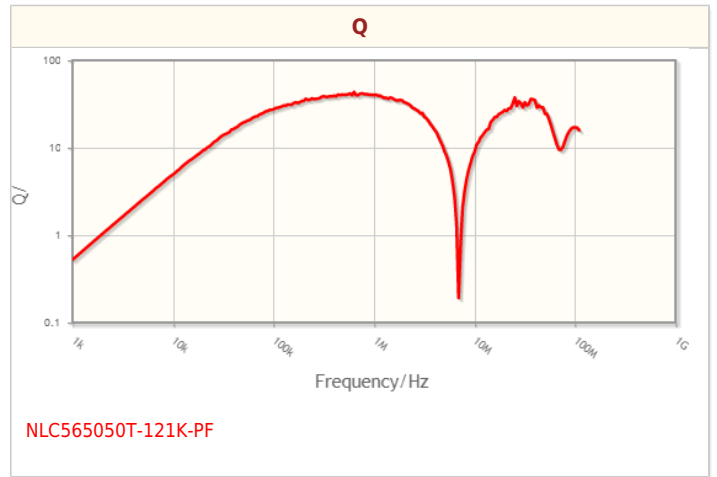
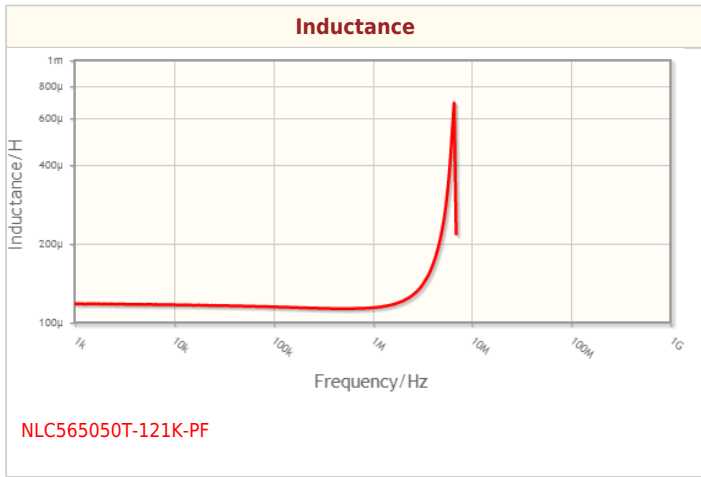
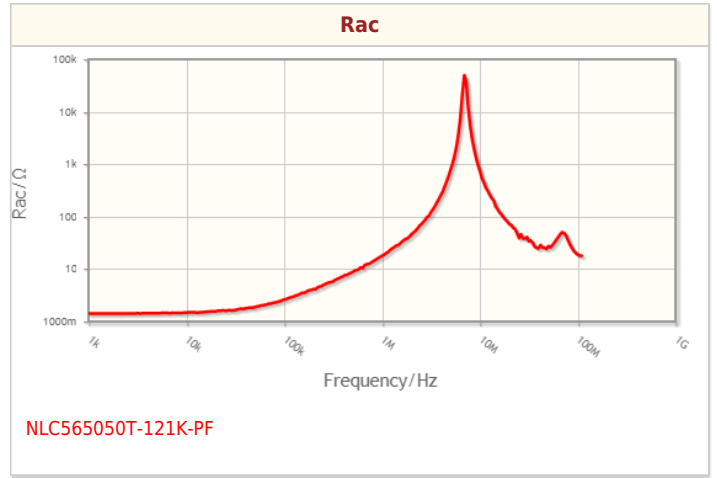
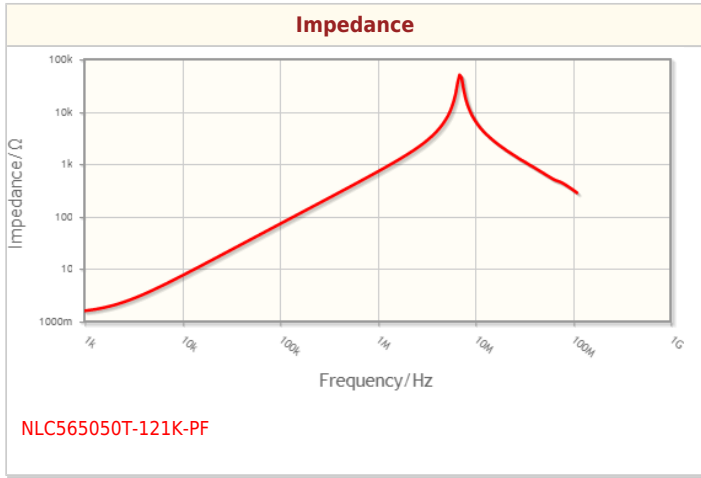
Size	
Length(L)	5.60mm ±0.30mm
Width(W)	5.00mm ±0.30mm
Thickness   Height	5.00mm ±0.30mm
Recommended Land Pattern (A)	2.00mm Nom.
Recommended Land Pattern (B)	4.00mm Nom.
Recommended Land Pattern (C)	4.50mm Nom.

Electrical Characteristics	
Inductance	120µH ±10% at 796kHz
Rated Current	230mA
DC Resistance [Typ.]	
DC Resistance [Max.]	1.9Ω
Self Resonant Frequency [Min.]	5.4MHz
Self Resonant Frequency [Typ.]	
Q [Min.]	20 at 796kHz
Q [Typ.]	

Other	
Operating Temp. Range (Including Self-Temp. Rise)	-40 to 105°C
Soldering Method	Wave (Flow)
	Reflow
	Iron Soldering
AEC-Q200	NO
Packing	Embossed (Plastic)Taping [180mm Reel]
Package Quantity	400pcs
Weight	0.38g

! Images are for reference only and show exemplary products.  
 ! This PDF document was created based on the data listed on the TDK Corporation website.  
 ! All specifications are subject to change without notice.

Characteristic Graphs(This is reference data, and does not guarantee the products characteristics.)



! Images are for reference only and show exemplary products.  
! This PDF document was created based on the data listed on the TDK Corporation website.  
! All specifications are subject to change without notice.

## Associated Images

