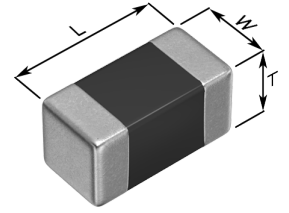


| | |
|---------------------|------------------|
| Applications | Commercial Grade |
| Feature | Power line |
| Series | MPZ |
| Status | Production |
| Brand | TDK |



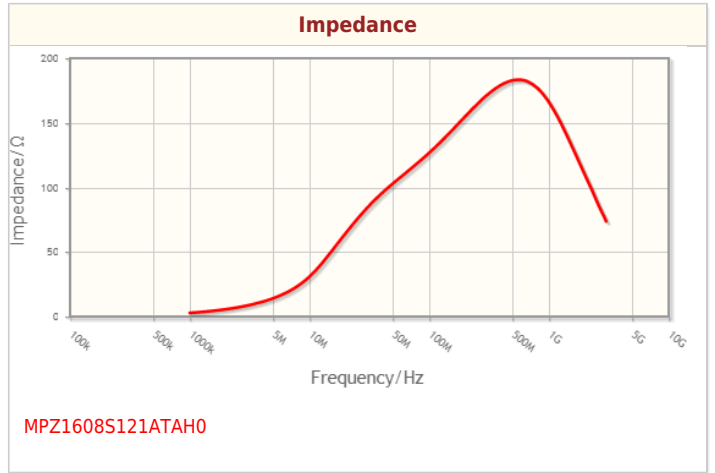
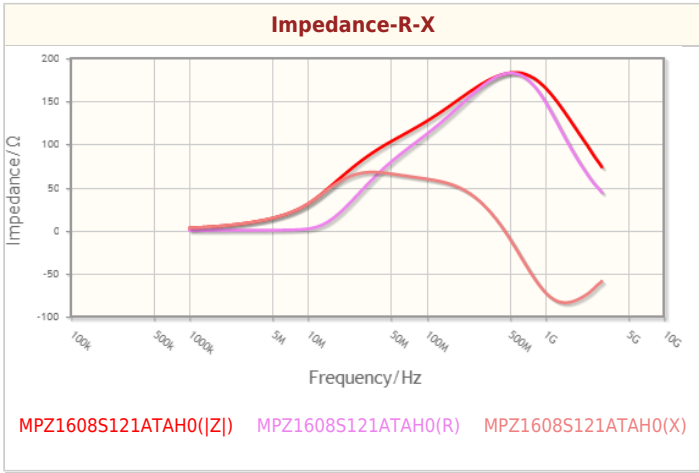
| Size | |
|------------------------------|----------------|
| Length(L) | 1.60mm ±0.15mm |
| Width(W) | 0.80mm ±0.15mm |
| Thickness(T) | 0.60mm ±0.15mm |
| Recommended Land Pattern (A) | 0.60mm Nom. |
| Recommended Land Pattern (B) | 0.80mm Nom. |
| Recommended Land Pattern (C) | 0.80mm Nom. |

| Electrical Characteristics | |
|----------------------------|-----------|
| Impedance at 100MHz | 120Ω ±25% |
| Rated Current | 2A |
| DC Resistance (Max.) | 45mΩ |

| Other | |
|---|--|
| Operating Temp. Range (Including Self-Temp. Rise) | -55 to 125°C |
| Soldering Method | Reflow |
| | Iron Soldering |
| AEC-Q200 | NO |
| Packing | Punched (Paper)Taping [180mm Reel, Tape width 8mm] |
| Package Quantity | 4000pcs |
| Weight | 0.003g |

! Images are for reference only and show exemplary products.
! This PDF document was created based on the data listed on the TDK Corporation website.
! All specifications are subject to change without notice.

Characteristic Graphs(This is reference data, and does not guarantee the products characteristics.)



! Images are for reference only and show exemplary products.
 ! This PDF document was created based on the data listed on the TDK Corporation website.
 ! All specifications are subject to change without notice.

Associated Images

