

Features

- Single-Turn Cermet / Open Frame
- Recommended for reflow processing
- Rotor design compatible with automatic adjustment equipment
- Supplied in 8 mm embossed tape, compatible with automatic assembly equipment
- 2 mm size meets EIA/EIAJ standard trimmer footprint



This series is currently available but not recommended for new designs. Suggested replacement is [Model TC42](#).

- RoHS compliant* - see [processing information](#) on RoHS compliant surface mount trimmers
- For trimmer applications/processing guidelines, [click here](#)

3302 - 2 mm SMD Trimpot® Trimming Potentiometer

Electrical Characteristics

Standard Resistance Range200 ohms to 1 megohm
 (see standard resistance table)
 Resistance Tolerance ±25 % std.
 Absolute Minimum Resistance
 ≤1K..... 20 ohms max.
 >1K..... 5 % max.
 Contact Resistance Variation
 5 % max.
 Resolution Infinite
 Adjustment Angle 260° ±20°

Environmental Characteristics

Power Rating (50 VDC max.)
 70 °C 0.15 watt
 Temperature Range -40 °C to +85 °C
 Temperature Coefficient ... ±250 ppm/°C
 Humidity 95 % RH
 500 hours
 TRS max. ±5 %
 Load Life
@ 70 °C rated power 500 hours
 TRS ±5 %
 Rotational Cycling 10 turns
 TRS ±15 %

Physical Characteristics

Torque..... 10-150 g-cm max.
 Mechanical Angle Continuous
 Marking..... Part marking code
 Standard Packaging.. 3000 pcs./7" reel
 Adjustment Tool..... H-92-1

Aqueous cleaning not recommended.

How To Order

3302 X - 3 - 103 E

Model _____
 Style _____
 Orientation of Parts In Tape:
 Style W: Terminals Toward
 Sprocket Holes

Standard or Modified
 Product Indicator
 -3 = Continuous Rotation

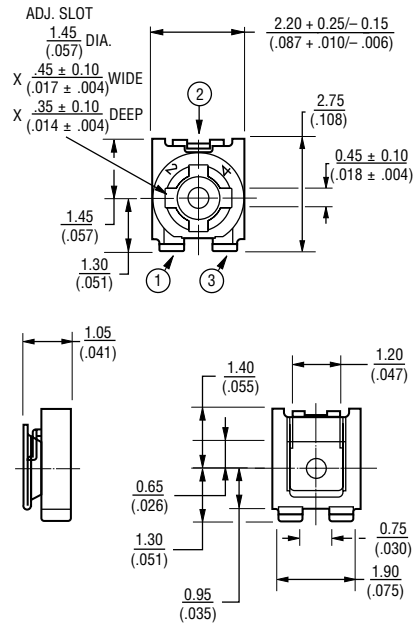
Resistance Code _____

Embossed Tape Designator _____

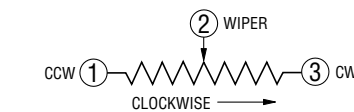
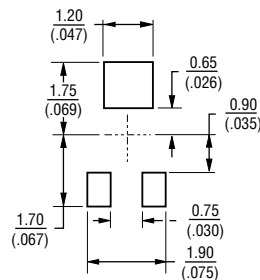
Consult factory for other available options.

Product Dimensions

3302W, X-3
 3 Terminals for
 Automatic Trimming Adjustment
 Low Profile

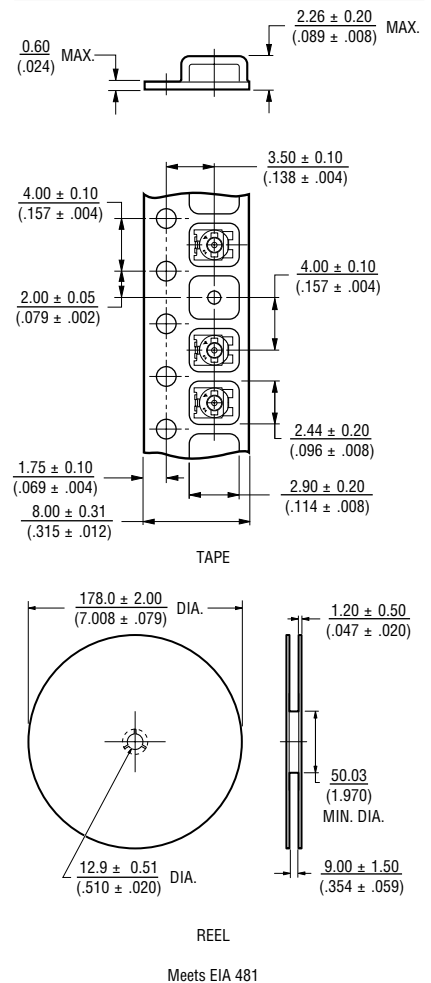


SUGGESTED PWB LAYOUT



DIMENSIONS: $\frac{\text{MM}}{\text{(INCHES)}}$
 TOLERANCES: ± $\frac{0.25}{(.010)}$ EXCEPT WHERE NOTED

Packaging Specifications



Standard Resistance Table

Resistance (Ohms)	Part Marking Code	Resistance Code
200	22	201
500	52	501
1,000	13	102
2,000	23	202
5,000	53	502
10,000	14	103
20,000	24	203
50,000	54	503
100,000	15	104
200,000	25	204
500,000	55	504
1,000,000	16	105

Popular distribution resistance values listed in boldface. Special resistances available.

REV. 12/16

*RoHS Directive 2002/95/EC Jan. 27, 2003 including annex and RoHS Recast 2011/65/EU June 8, 2011.

"Trimpot" is a registered trademark of Bourns, Inc.

Specifications are subject to change without notice.

The device characteristics and parameters in this data sheet can and do vary in different applications and actual device performance may vary over time.

Users should verify actual device performance in their specific applications.