



507 SERIES CARTRIDGES FOR USE WITH HOLDERS & CLIPS

PART NO. *	COLOR	V _F	mA	CP	LIFE HOURS	FIG
507-3911-1431-600	RED	10	40	0.08	10,000	1
507-3911-1432-600	GREEN	10	40	0.08	10,000	1
507-3911-1433-600	AMBER	10	40	0.08	10,000	1
507-3911-1435-600	WHITE	10	40	0.08	10,000	1
507-3914-1471-600	RED	14	80	0.30	15,000	1
507-3914-1472-600	GREEN	14	80	0.30	15,000	1
507-3914-1473-600	AMBER	14	80	0.30	15,000	1
507-3914-1475-600	WHITE	14	80	0.30	15,000	1
507-3917-1471-600	RED	28	40	0.34	4,000	1
507-3917-1472-600	GREEN	28	40	0.34	4,000	1
507-3917-1473-600	AMBER	28	40	0.34	4,000	1
507-3917-1475-600	WHITE	28	40	0.34	4,000	1
507-3918-1437-600	CLEAR	28	40	0.30	7,000	1
507-3918-1471-600	RED	28	40	0.30	7,000	1
507-3918-1472-600	GREEN	28	40	0.30	7,000	1
507-3918-1473-600	AMBER	28	40	0.30	7,000	1
507-3918-1475-600	WHITE	28	40	0.30	7,000	1
507-5820-0747-600†	CLEAR	12	170	2.10	5,000	3
507-5821-0747-600†	CLEAR	28	40	1.20	5,000	3
507-5822-0747-600†	CLEAR	48	53	1.50	5,000	3
507-5824-0747-600†	CLEAR	120	25	1.50	5,000	3

† Use Holder 250-8758-33-504 and 250 Series Cap

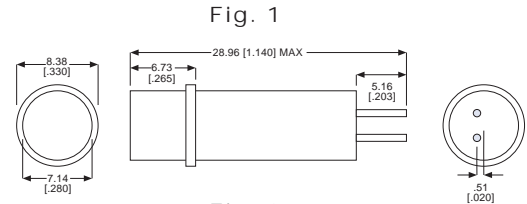


Fig. 1

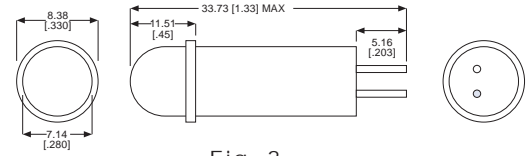


Fig. 2

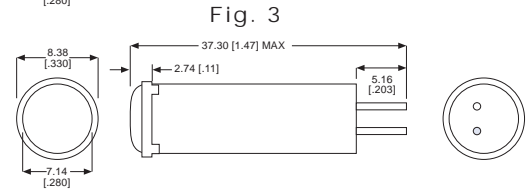
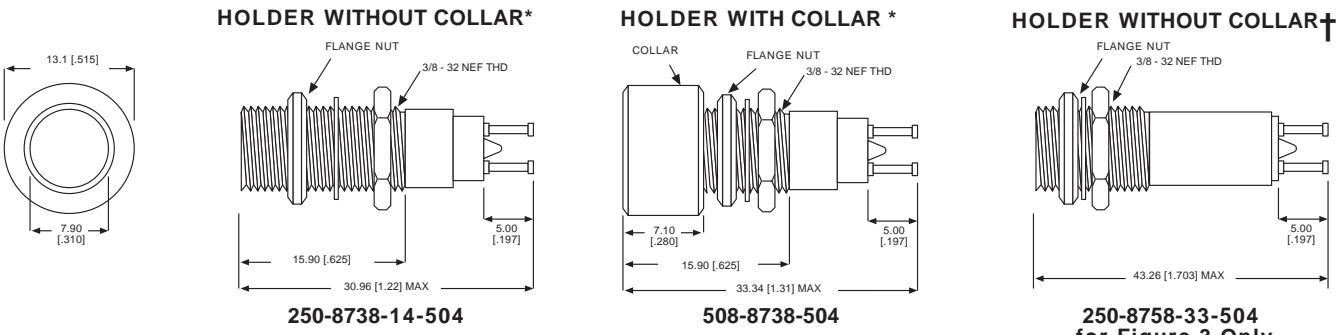


Fig. 3

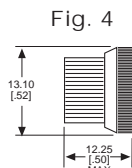
***PART NUMBER ORDERING CODE**
507 - 39xx - xxxx - 600
 Series Lens Shape:
 14 - Fig 1 = Cylindrical
 09 - Fig 2 = Stovepipe

250 & 508 SERIES HOLDERS FOR 3/8" MOUNTING HOLE



250 Series Caps for use with 507 cartridges.

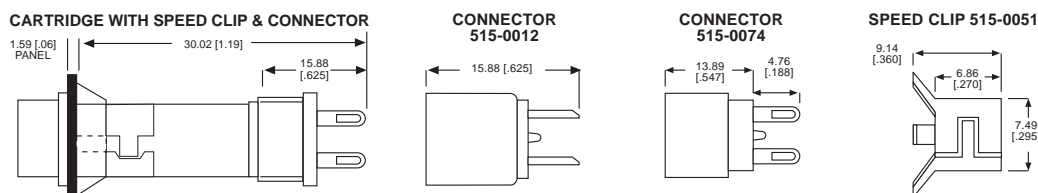
CAP PART NO.	COLOR	FIG
250-3531-500	RED	4
250-3532-500	GREEN	4
250-3533-500	AMBER	4
250-3535-500	WHITE	4
250-3537-500	CLEAR	4



***PART NUMBER ORDERING CODE**
250 - xx38 - 14 - 504
508 - xx38 - 504
 Series Terminal Type:
 87 = Turret Terminals
 74 = Solder Blade (Not Shown)
 75 = Solder Cups (Not Shown)

Material & Finish: Holder – Black Anodized Aluminum, Cap – Polycarbonate, Cartridge Clear Anodized Aluminum

515 SERIES CONNECTORS & SPEED CLIPS FOR 9/32" MOUNTING HOLE



Dimensions in mm [inches]

