

**Applications**



Commercial Grade

**Feature**

**Multilayer** Multilayer

**Non-Mag Core** Non-Magnetic Core (Dielectric Ceramic)

**High Q** High Q

**Series | Type**

MLG-Q

**Status**



Production

**Brand**

TDK



**Size**

Length(L)	0.40mm ±0.02mm
Width(W)	0.20mm ±0.02mm
Thickness   Height	0.20mm ±0.02mm
Recommended Land Pattern (A)	0.15mm to 0.20mm
Recommended Land Pattern (B)	0.20mm Nom.
Recommended Land Pattern (C)	0.18mm to 0.20mm

**Electrical Characteristics**

Inductance	3.1nH ±0.2nH at 100MHz
Rated Current	200mA
DC Resistance [Typ.]	580mΩ
DC Resistance [Max.]	900mΩ
Self Resonant Frequency [Min.]	7GHz
Self Resonant Frequency [Typ.]	9.7GHz
Q [Min.]	2 at 100MHz
Q [Typ.]	3 at 100MHz

**Other**

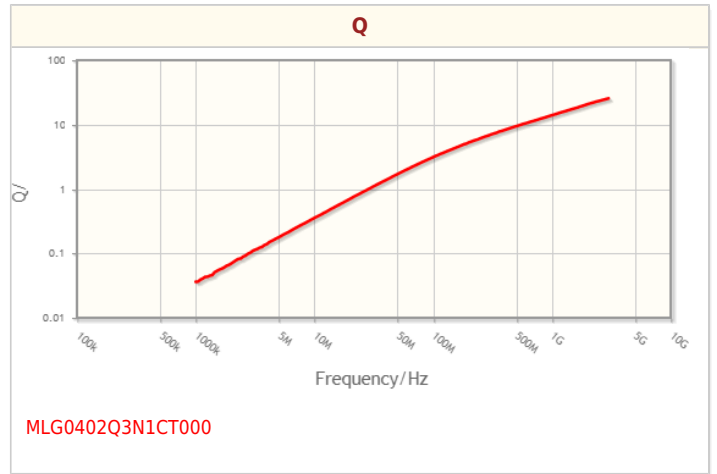
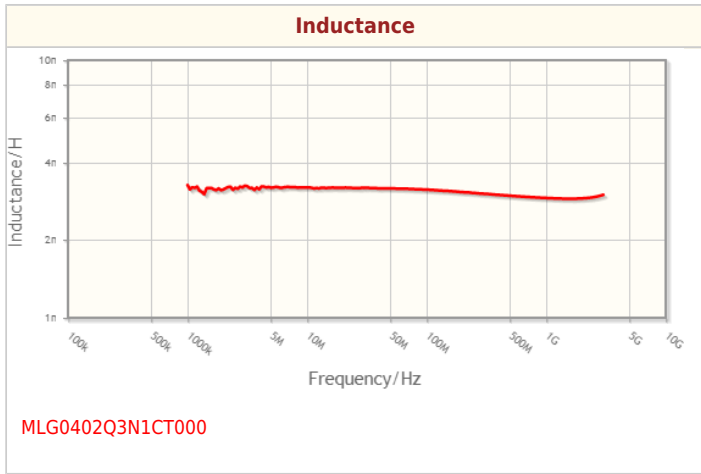
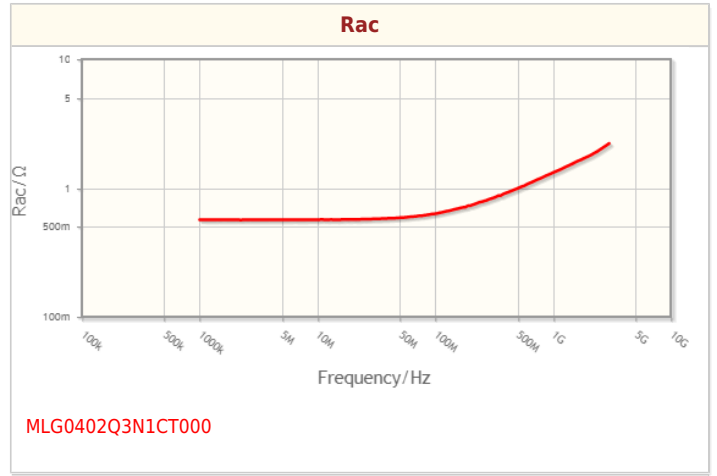
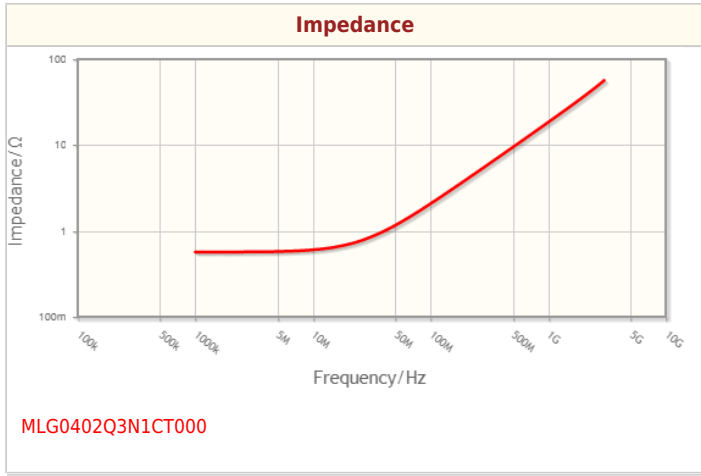
Operating Temp. Range (Including Self-Temp. Rise)	-55 to 125°C
Soldering Method	Reflow
AEC-Q200	NO
Packing	Punched (Paper)Taping [180mm Reel, Tape width 8mm]
Package Quantity	20000pcs
Weight	0.00007g

! Images are for reference only and show exemplary products.

! This PDF document was created based on the data listed on the TDK Corporation website.

! All specifications are subject to change without notice.

Characteristic Graphs(This is reference data, and does not guarantee the products characteristics.)



! Images are for reference only and show exemplary products.  
! This PDF document was created based on the data listed on the TDK Corporation website.  
! All specifications are subject to change without notice.

## Associated Images

