

<b>Applications</b>	Commercial Grade
<b>Feature</b>	<b>Multilayer</b> Multilayer
	<b>Non-Mag Core</b> Non-Magnetic Core (Dielectric Ceramic)
<b>Series   Type</b>	MLG
<b>Status</b>	Obsolete
	Recommended Alternate Part No. : <a href="#">MHO1005PR12JT000</a> (Interchangeability is not guaranteed.)
	Discontinue Issue Date : Nov.4, 2015
	Last Purchase Order Date : Dec.29, 2016
	Last Shipment Date : Jun.30, 2017
<b>Brand</b>	TDK



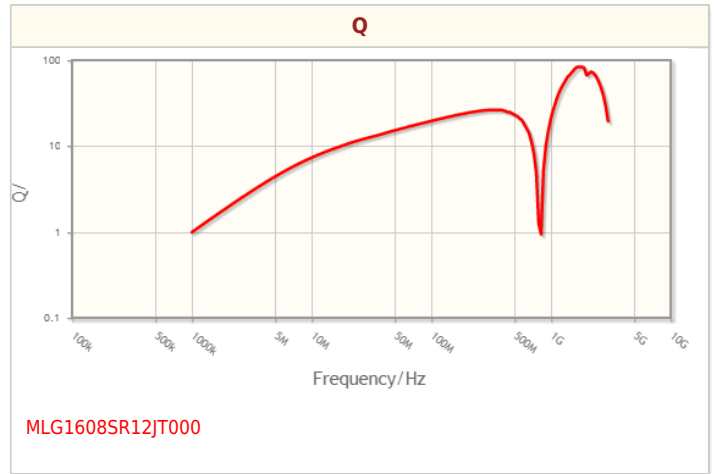
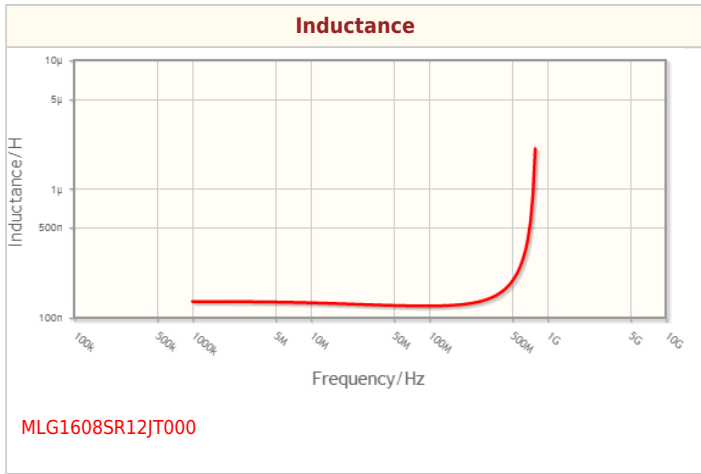
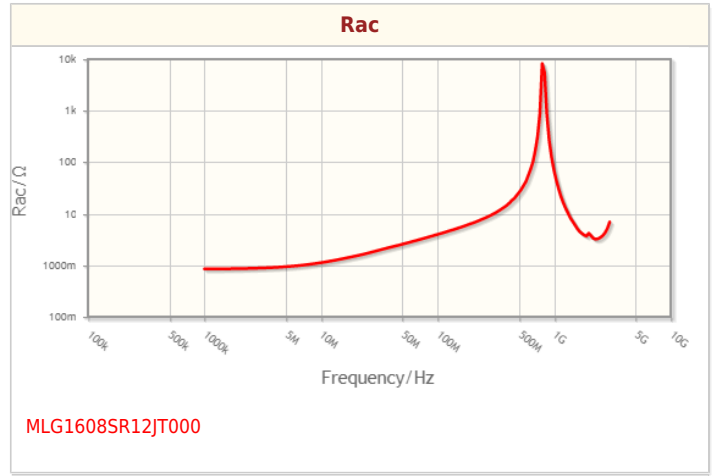
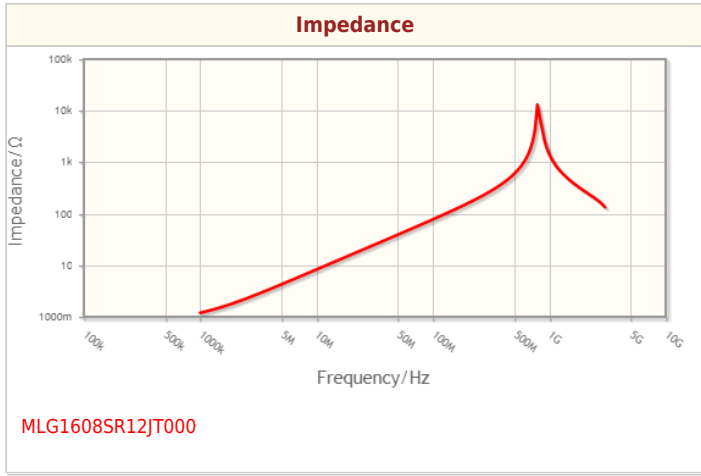
Size	
Length(L)	1.60mm ±0.15mm
Width(W)	0.80mm ±0.15mm
Thickness   Height	0.80mm ±0.15mm
Recommended Land Pattern (A)	0.60mm Nom.
Recommended Land Pattern (B)	0.80mm Nom.
Recommended Land Pattern (C)	0.80mm Nom.

Electrical Characteristics	
Inductance	120nH ±5% at 100MHz
Rated Current	300mA
DC Resistance [Typ.]	890mΩ
DC Resistance [Max.]	1.2Ω
Self Resonant Frequency [Min.]	650MHz
Self Resonant Frequency [Typ.]	800MHz
Q [Min.]	14 at 100MHz
Q [Typ.]	

Other	
Operating Temp. Range (Including Self-Temp. Rise)	-55 to 125°C
Soldering Method	Reflow
	Iron Soldering
AEC-Q200	NO
Packing	Punched (Paper)Taping [180mm Reel, Tape width 8mm]
Package Quantity	4000pcs
Weight	0.004g

! Images are for reference only and show exemplary products.  
! This PDF document was created based on the data listed on the TDK Corporation website.  
! All specifications are subject to change without notice.

Characteristic Graphs(This is reference data, and does not guarantee the products characteristics.)



! Images are for reference only and show exemplary products.  
! This PDF document was created based on the data listed on the TDK Corporation website.  
! All specifications are subject to change without notice.

## Associated Images

