

SMD / SMT Inductors (Coils)

MHQ0402P11NHT000

RoHS Reach Halogen Free Pb Free

Applications	Commercial Grade
Feature	<div style="border: 1px solid red; padding: 2px;">Multilayer</div> Multilayer <div style="border: 1px solid gray; padding: 2px;">Non-Mag Core</div> Non-Magnetic Core (Dielectric Ceramic) <div style="border: 1px solid yellow; padding: 2px;">Super High Q</div> Super High Q
Series Type	MHQ-P
Status	<div style="border: 1px solid red; padding: 2px;"> Obsolete</div> Recommended Alternate Part No. : MHQ0402PSA11NHT000 (Interchangeability is not guaranteed.) Discontinue Issue Date : Nov.29, 2019 Last Purchase Order Date : Dec.31, 2020 Last Shipment Date : Mar.31, 2021
Brand	TDK


Size

Length(L)	0.44mm ±0.02mm
Width(W)	0.24mm ±0.02mm
Thickness Height	0.24mm ±0.02mm
Recommended Land Pattern (A)	0.15mm to 0.20mm
Recommended Land Pattern (B)	0.20mm Nom.
Recommended Land Pattern (C)	0.18mm to 0.20mm

Electrical Characteristics

Inductance	11nH ±3% at 500MHz
Rated Current	160mA
DC Resistance [Typ.]	780mΩ
DC Resistance [Max.]	2Ω
Self Resonant Frequency [Min.]	3GHz
Self Resonant Frequency [Typ.]	3.8GHz
Q [Min.]	10 at 500MHz
Q [Typ.]	15 at 500MHz

Other

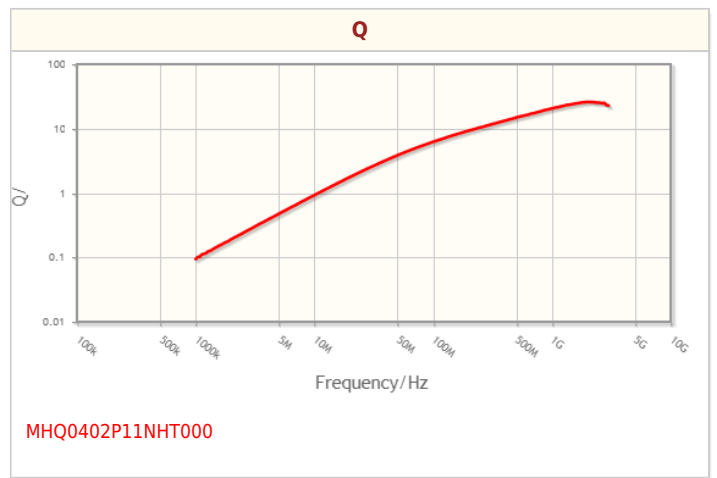
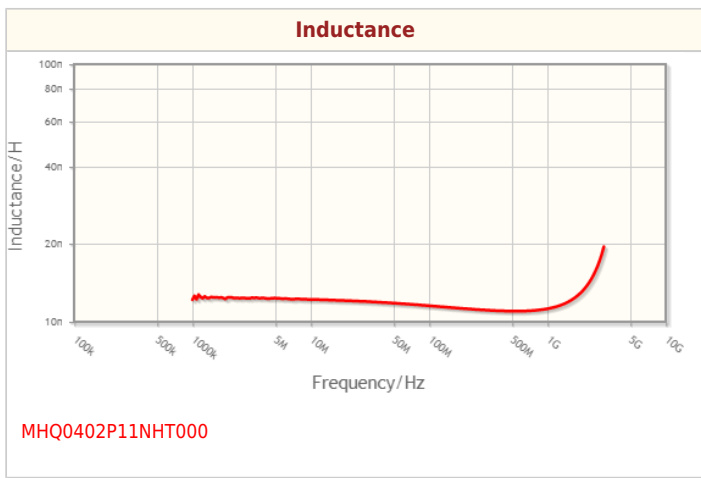
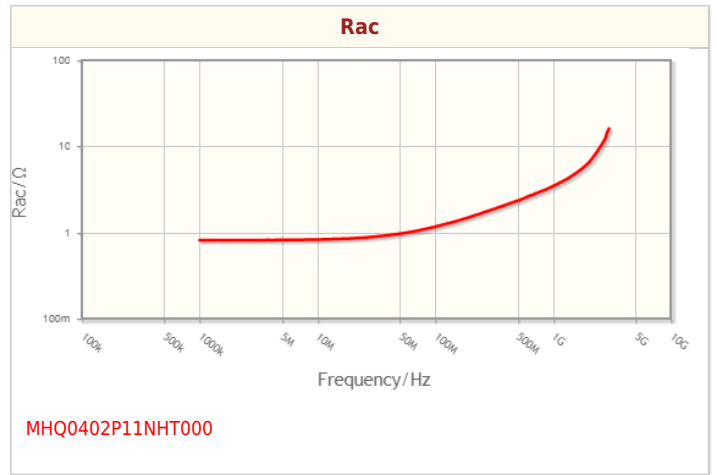
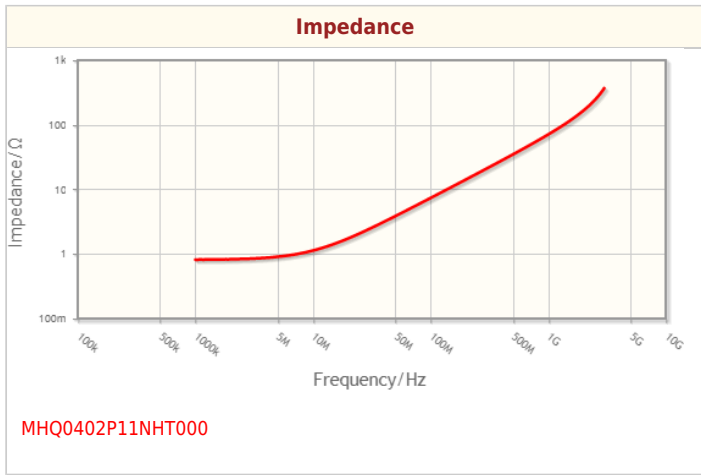
Operating Temp. Range (Including Self-Temp. Rise)	-55 to 125°C
Soldering Method	Reflow
AEC-Q200	NO
Packing	Punched (Paper)Taping [180mm Reel, Tape width 8mm]
Package Quantity	20000pcs
Weight	0.00011g

! Images are for reference only and show exemplary products.

! This PDF document was created based on the data listed on the TDK Corporation website.

! All specifications are subject to change without notice.

Characteristic Graphs(This is reference data, and does not guarantee the products characteristics.)



! Images are for reference only and show exemplary products.
! This PDF document was created based on the data listed on the TDK Corporation website.
! All specifications are subject to change without notice.

Associated Images

