

|                      |  |
|----------------------|--|
| <b>Applications</b>  | Commercial Grade   |
| <b>Feature</b>       | Multilayer<br>Non-Magnetic Core (Dielectric Ceramic)<br>High Q |
| <b>Series   Type</b> | MLG-Q  |
| <b>Status</b>        | Production   |
| <b>Brand</b>         | TDK  |



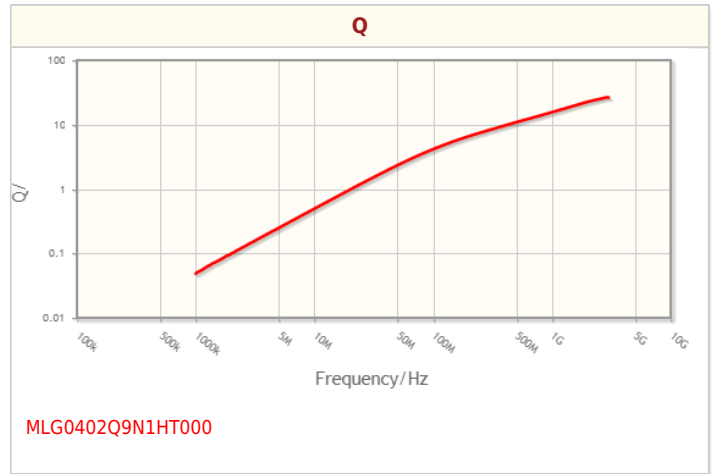
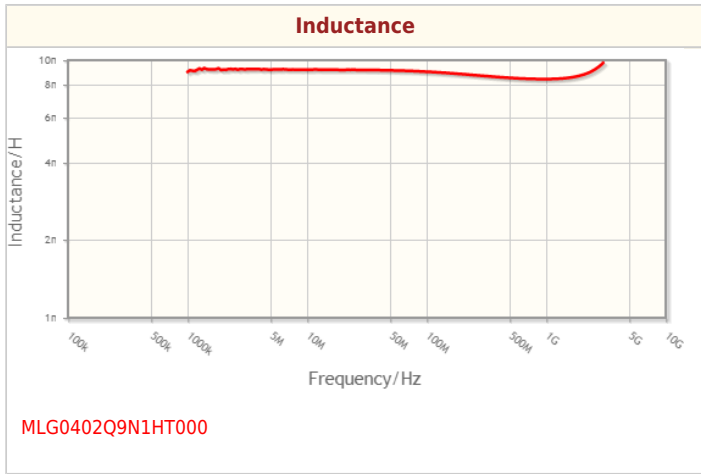
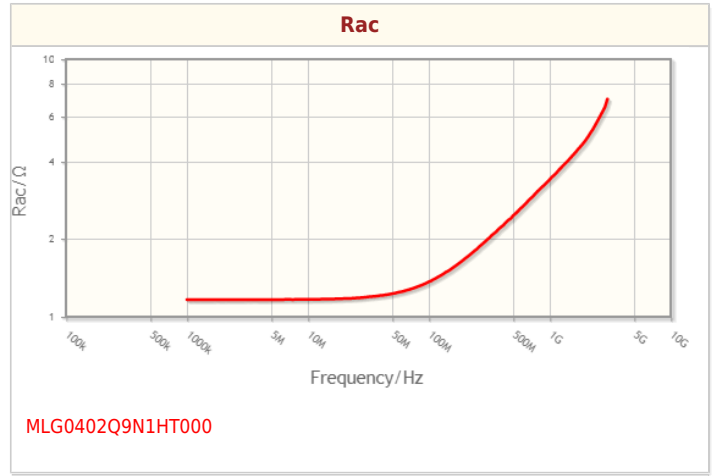
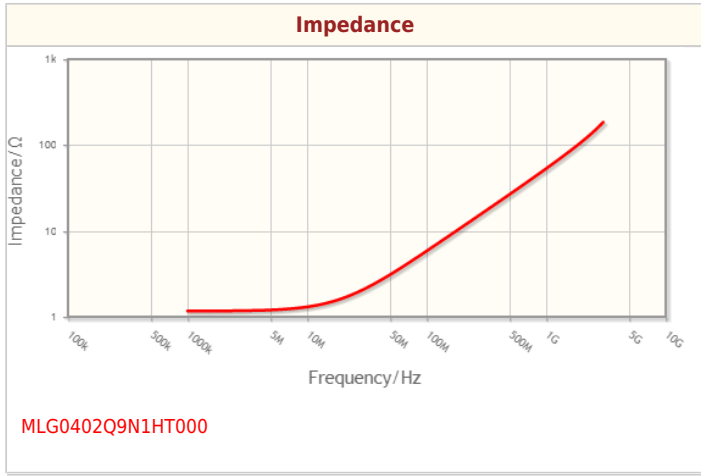
| Size                         |                  |
|------------------------------|------------------|
| Length(L)                    | 0.40mm ±0.02mm   |
| Width(W)                     | 0.20mm ±0.02mm   |
| Thickness   Height           | 0.20mm ±0.02mm   |
| Recommended Land Pattern (A) | 0.15mm to 0.20mm |
| Recommended Land Pattern (B) | 0.20mm Nom.      |
| Recommended Land Pattern (C) | 0.18mm to 0.20mm |

| Electrical Characteristics     |                     |
|--------------------------------|---------------------|
| Inductance                     | 9.1nH ±3% at 100MHz |
| Rated Current                  | 140mA               |
| DC Resistance [Typ.]           | 1.2Ω                |
| DC Resistance [Max.]           | 1.8Ω                |
| Self Resonant Frequency [Min.] | 4GHz                |
| Self Resonant Frequency [Typ.] | 5.7GHz              |
| Q [Min.]                       | 2 at 100MHz         |
| Q [Typ.]                       | 4 at 100MHz         |

| Other   |  |
|---|--|
| Operating Temp. Range (Including Self-Temp. Rise) | -55 to 125°C                                       |
| Soldering Method                                  | Reflow   |
| AEC-Q200  | NO   |
| Packing   | Punched (Paper)Taping [180mm Reel, Tape width 8mm] |
| Package Quantity                                  | 20000pcs   |
| Weight  | 0.00007g   |

! Images are for reference only and show exemplary products.  
! This PDF document was created based on the data listed on the TDK Corporation website.  
! All specifications are subject to change without notice.

Characteristic Graphs(This is reference data, and does not guarantee the products characteristics.)



! Images are for reference only and show exemplary products.  
! This PDF document was created based on the data listed on the TDK Corporation website.  
! All specifications are subject to change without notice.

## Associated Images

