

# HMC-C028

v02.0916

## WIDEBAND VCO w/ BUFFER AMPLIFIER MODULE, 4 - 8 GHz

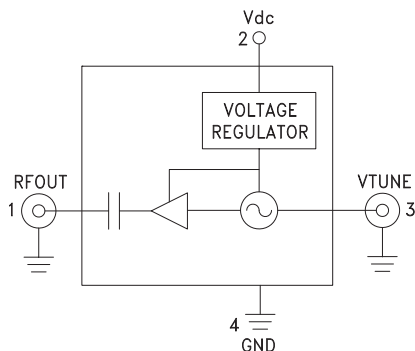


### Typical Applications

The HMC-C028 VCO Module is ideal for:

- Industrial/Medical Equipment
- Test & Measurement Equipment
- Military Radar, EW & ECM
- Lab Instrumentation

### Functional Diagram



### Features

- Wide Tuning Bandwidth
- High Output Power: +20 dBm
- Low SSB Phase Noise: -95 dBc/Hz @100 kHz
- No External Resonator Needed
- Single Positive Supply: +8 to +15V @ 185 mA
- RoHS Compliant Hermetically Sealed Module
- Field Replaceable SMA Connectors
- 40°C to +85°C Operating Temperature

### General Description

The HMC-C028 is a wideband GaAs InGaP Voltage Controlled Oscillator which incorporates the resonator, negative resistance device, and varactor diode. An internal voltage regulator provides excellent 0.2 MHz/V frequency pushing while the output buffer amplifier boosts output power to +20 dBm; which is enough to drive one or two mixers. Phase noise performance is excellent over temperature due to the oscillator's monolithic construction. The Vtune port accepts an analog tuning voltage from 0 to +18V. The HMC-C028 VCO operates from a single +8V to +15V supply, and is housed in a hermetically sealed module. This wideband VCO uniquely combines the attributes of small size, low phase noise, wide tuning range and high output power.

**Electrical Specifications,  $T_A = +25^\circ\text{C}$ ,  $V_{dc} = +12\text{V}$**

# HMC-C028

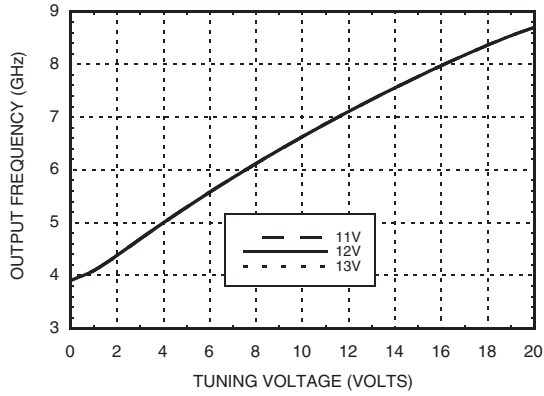
## WIDEBAND VCO w/ BUFFER AMPLIFIER MODULE, 4 - 8 GHz

v0\$Z' +#(

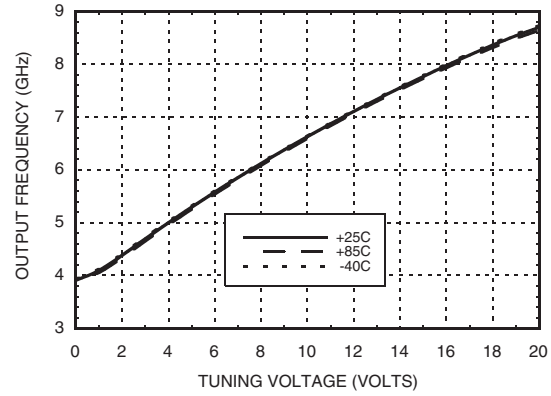
12

CONNECTORIZED MODULES - VCOS

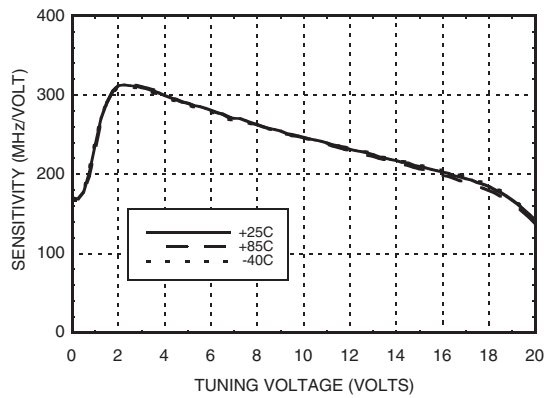
**Frequency vs. Tuning Voltage, Vdc = +12V**



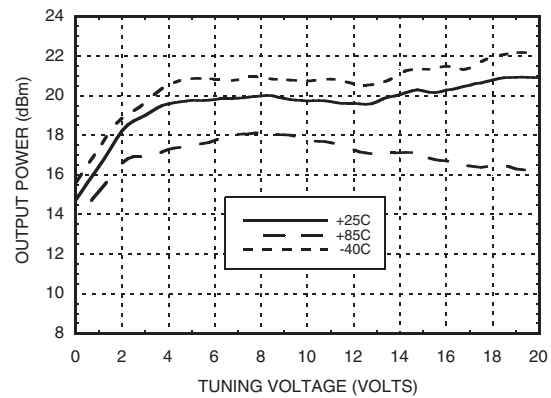
**Frequency vs. Tuning Voltage, T = +25°C**



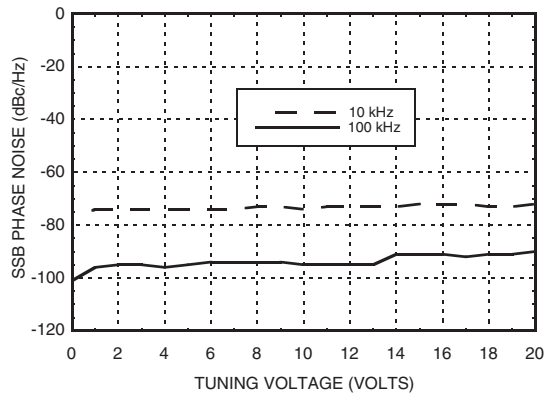
**Sensitivity vs. Tuning Voltage, Vcc = +12V**



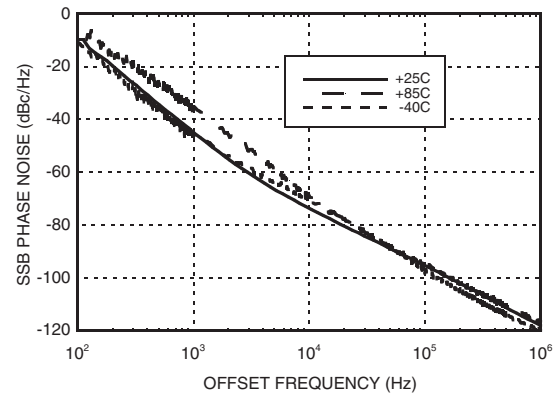
**Output Power vs. Tuning Voltage, Vcc = +12V**



**SSB Phase Noise vs. Tuning Voltage**



**Typical SSB Phase Noise @ Vtune = +12V**



# HMC-C028

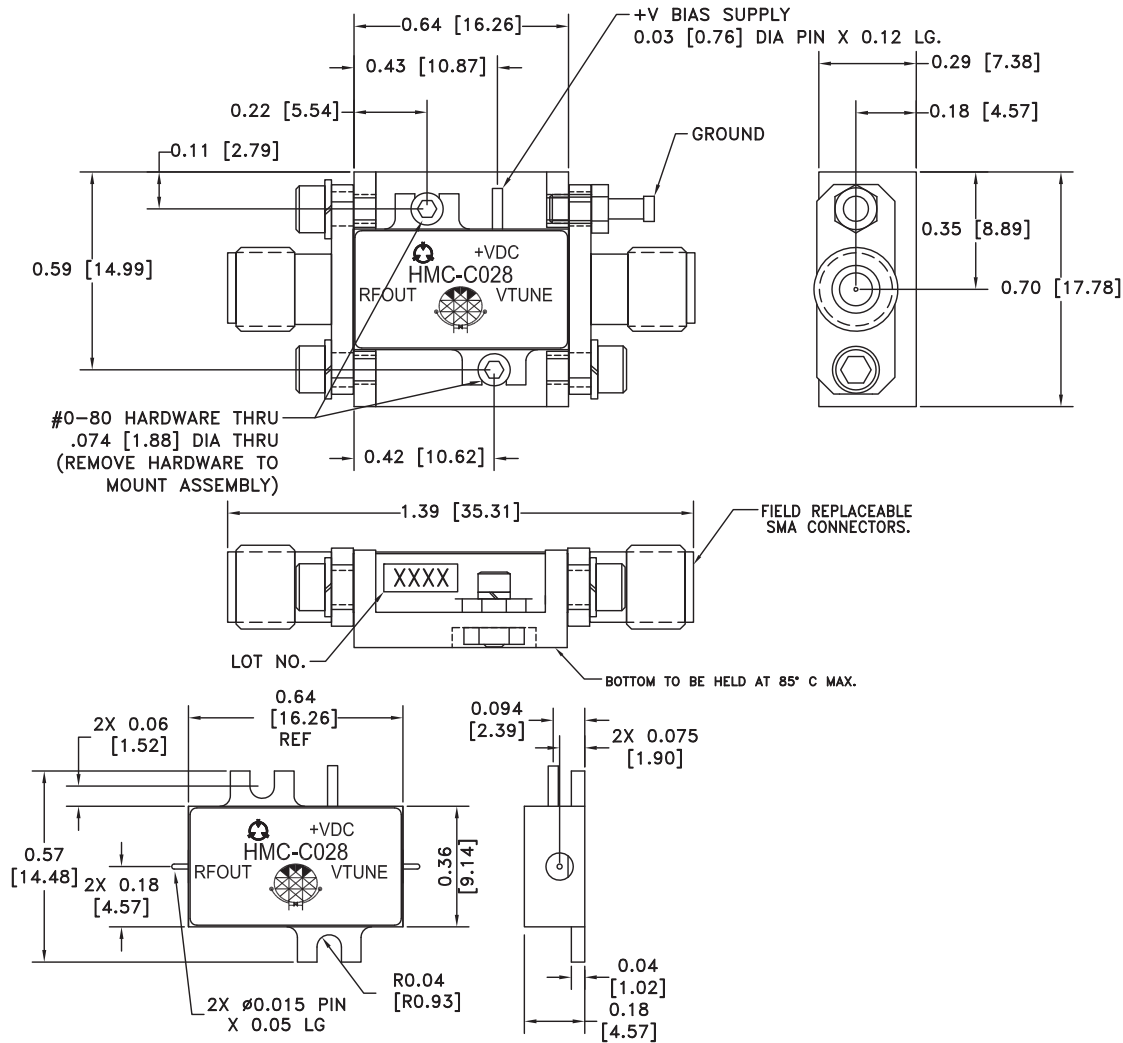
v0\$.™ +#(

## WIDEBAND VCO w/ BUFFER AMPLIFIER MODULE, 4 - 8 GHz

12

CONNECTORIZED MODULES - VCOS

### Outline Drawing



### Package Information

Package Type	C-1
Package Weight <sup>[1]</sup>	10.2 gms <sup>[2]</sup>
Spacer Weight	N/A

[1] Includes the connectors

[2] ±1 gms Tolerance

### NOTES:

1. PACKAGE, LEADS, COVER MATERIAL: KOVAR™
2. BRACKET MATERIAL: ALUMINUM.
3. PLATING: ELECTROLYTIC GOLD 50 MICROINCHES MIN., OVER ELECTROLYTIC NICKEL 75 MICROINCHES MIN.
4. ALL DIMENSIONS ARE IN INCHES [MILLIMETERS].
5. TOLERANCES: ±.010 [0.25] UNLESS OTHERWISE SPECIFIED.
6. MARK LOT NUMBER ON LABEL WHERE SHOWN, WITH .030" MIN TEXT HEIGHT.

## WIDEBAND VCO w/ BUFFER AMPLIFIER MODULE, 4 - 8 GHz

### Absolute Maximum Ratings

Vdc	-0.3 Vdc to +25 Vdc
Vtune	0 to +22V
Storage Temperature	-65 to +150 °C
Operating Temperature	-40 to +85 °C

### Pin Descriptions

Pin Number	Function	Description	Interface Schematic
1	RFOUT	RF output (AC coupled) uses a female SMA connector.	
2	Vdc	Supply Voltage Vdc = +8V to +15V.	
3	VTUNE	Control Voltage and Modulation Input uses a female SMA connector. Modulation bandwidth dependent on drive source impedance. See "Determining the FM Bandwidth of a Wideband Varactor Tuned VCO" application note.	
4	GND	Must be connected to power supply ground.	