


# Ferrite Cores for EMI Suppression Flat Cables

## Standard Type FSRC Series

### ■ Appearance



### ■ Dim. illustration



OC-B  
Normal type

### ■ Features

At this type, Murata has the largest line-up in the world. Our wide offering of core products enables us to meet many of today's application requirements.

Murata can also supply Resin coated core which is shatter-proof with continuous noise removal functionality.

Please ask us about the resin coated core, if necessary.

### ■ Applications

1. For Data-processing equipment (PC, PDA, Game machine, etc.), and peripheral equipments (Printer, FDD, HDD, Display, etc.)
2. For digital equipments (DSC, DVC, DVD recorder, Mobile phone, Digital audio, Optical drive, PDP/LCD/FED, facsimile, etc.)

### ■ Rated Value

Part Number	A : Outer Dimension	B : Inner Dimension	H : Length Dimension	E : Width Dimension	C : Gap Dimension	Impedance at 100MHz	Number of Turn	Note
<b>FSRC140030RXB00T</b>	13.8mm±0.4mm	9.6mm±0.4mm	3.0mm±0.4mm	5.0mm±0.4mm	0.8mm±0.4mm	30ohm(typ.)	1	-
<b>FSRC140040RXB00T</b>	13.8mm±0.4mm	9.6mm±0.4mm	4.0mm±0.4mm	5.0mm±0.4mm	0.8mm±0.4mm	36ohm(typ.)	1	-
<b>FSRC140060RXB00T</b>	13.8mm±0.4mm	9.6mm±0.4mm	6.0mm±0.4mm	5.0mm±0.4mm	0.8mm±0.4mm	44ohm(typ.)	1	-
<b>FSRC140090RXB00T</b>	13.8mm±0.4mm	9.6mm±0.4mm	9.0mm±0.4mm	5.0mm±0.4mm	0.8mm±0.4mm	66ohm(typ.)	1	-
<b>FSRC140120RX000T</b>	13.8mm±0.4mm	9.6mm±0.4mm	12.0mm±0.4mm	5.0mm±0.4mm	0.8mm±0.4mm	78ohm(typ.)	1	-
<b>FSRC140200RXB00T</b>	13.8mm±0.4mm	9.6mm±0.4mm	20.0mm±0.7mm	5.0mm±0.4mm	0.8mm±0.4mm	126ohm(typ.)	1	-
<b>FSRC141060RXB00T</b>	13.8mm±0.4mm	10.8mm±0.4mm	6.0mm±0.4mm	5.0mm±0.4mm	1.3mm±0.4mm	39ohm(typ.)	1	-
<b>FSRC141120RXB00T</b>	13.8mm±0.4mm	10.8mm±0.4mm	12.0mm±0.4mm	5.0mm±0.4mm	1.3mm±0.4mm	62ohm(typ.)	1	-
<b>FSRC170030RTB00T</b>	17.0mm±0.4mm	13.0mm±0.4mm	3.0mm±0.3mm	5.0mm±0.4mm	0.8mm±0.4mm	26ohm(typ.)	1	-

Continued on the following page.

### ⚠ Note:

1. This datasheet is downloaded from the website of Murata Manufacturing co., Ltd. Therefore, it's specifications are subject to change or our products in it may be discontinued without advance notice. Please check with our sales representatives or product engineers before ordering.
2. This datasheet has only typical specifications because there is no space for detailed specifications. Therefore, please approve our product specifications or transact the approval sheet for product specifications before ordering.

Part Number	A : Outer Dimension	B : Inner Dimension	H : Length Dimension	E : Width Dimension	C : Gap Dimension	Impedance at 100MHz	Number of Turn	Note
FSRC170060RTB00T	17.0mm±0.4mm	13.0mm±0.4mm	6.0mm±0.4mm	5.0mm±0.4mm	0.8mm±0.4mm	37ohm(typ.)	1	-
FSRC170090RTB00T	17.0mm±0.4mm	13.0mm±0.4mm	9.0mm±0.4mm	5.0mm±0.4mm	0.8mm±0.4mm	53ohm(typ.)	1	-
FSRC170120RT000T	17.0mm±0.4mm	13.0mm±0.4mm	12.0mm±0.4mm	5.0mm±0.4mm	0.8mm±0.4mm	75ohm(typ.)	1	-
FSRC170200RT000T	17.0mm±0.4mm	13.0mm±0.4mm	20.0mm±0.7mm	5.0mm±0.4mm	0.8mm±0.4mm	107ohm(typ.)	1	-
FSRC192060RTB00T	18.8mm±0.3mm	14.6mm±0.3mm	6.0mm±0.3mm	5.9mm±0.3mm	1.6mm±0.3mm	35ohm(typ.)	1	-
FSRC192090RTB00T	18.8mm±0.3mm	14.6mm±0.3mm	9.0mm±0.3mm	5.9mm±0.3mm	1.6mm±0.3mm	47ohm(typ.)	1	-
FSRC192120RTB00T	18.8mm±0.3mm	14.6mm±0.3mm	12.0mm±0.3mm	5.9mm±0.3mm	1.6mm±0.3mm	58ohm(typ.)	1	-
FSRC240150RX000T	23.8mm±0.5mm	18.8mm±0.5mm	15.0mm±0.4mm	6.3mm±0.4mm	1.1mm±0.3mm	76ohm(typ.)	1	-
FSRC250070RT000T	25.0mm±0.5mm	21.0mm±0.5mm	7.0mm±0.4mm	5.0mm±0.4mm	0.8mm±0.4mm	45ohm(typ.)	1	-
FSRC250120RT000T	25.0mm±0.5mm	21.0mm±0.5mm	12.0mm±0.4mm	5.0mm±0.4mm	0.8mm±0.4mm	70ohm(typ.)	1	-
FSRC252050RT000T	25.0mm±0.5mm	21.0mm±0.5mm	5.0mm±0.4mm	5.0mm±0.4mm	1.2mm±0.4mm	35ohm(typ.)	1	-
FSRC252060RT000T	25.0mm±0.5mm	21.0mm±0.5mm	6.0mm±0.4mm	5.0mm±0.4mm	1.2mm±0.4mm	39ohm(typ.)	1	-
FSRC252090RT000T	25.0mm±0.5mm	21.0mm±0.5mm	9.0mm±0.4mm	5.0mm±0.4mm	1.2mm±0.4mm	47ohm(typ.)	1	-
FSRC252120RT000T	25.0mm±0.5mm	21.0mm±0.5mm	12.0mm±0.4mm	5.0mm±0.4mm	1.2mm±0.4mm	55ohm(typ.)	1	-
FSRC260060RT000T	26.0mm±0.5mm	22.0mm±0.5mm	6.0mm±0.5mm	5.0mm±0.4mm	1.2mm±0.4mm	38ohm(typ.)	1	-
FSRC260090RT000T	26.0mm±0.5mm	22.0mm±0.5mm	9.0mm±0.5mm	5.0mm±0.4mm	1.2mm±0.4mm	49ohm(typ.)	1	-
FSRC271113RN000T	27.0mm±0.6mm	22.25mm±0.5mm	11.3mm±0.5mm	8.05mm±0.5mm	2.15mm±0.4mm	55ohm(typ.)	1	-
FSRC310060RN000T	31.0mm±0.5mm	27.0mm±0.5mm	6.0mm±0.4mm	5.0mm±0.4mm	0.8mm±0.4mm	47ohm(typ.)	1	-
FSRC310090RN000T	31.0mm±0.5mm	27.0mm±0.5mm	9.0mm±0.4mm	5.0mm±0.4mm	0.8mm±0.4mm	58ohm(typ.)	1	-
FSRC310120RN000T	31.0mm±0.5mm	27.0mm±0.5mm	12.0mm±0.4mm	5.0mm±0.4mm	0.8mm±0.4mm	70ohm(typ.)	1	-
FSRC310200RN000T	31.0mm±0.5mm	27.0mm±0.5mm	20.0mm±0.7mm	5.0mm±0.4mm	0.8mm±0.4mm	102ohm(typ.)	1	-
FSRC320080RT000T	32.0mm±0.5mm	27.8mm±0.5mm	8.0mm±0.4mm	6.5mm±0.4mm	1.3mm±0.4mm	45ohm(typ.)	1	-
FSRC320120RT000T	32.0mm±0.5mm	27.8mm±0.5mm	12.0mm±0.4mm	6.5mm±0.4mm	1.3mm±0.4mm	60ohm(typ.)	1	-
FSRC401120RT000T	40.0mm±1.0mm	35.0mm±1.0mm	12.0mm±0.5mm	4.5mm±0.4mm	1.0mm±0.4mm	65ohm(typ.)	1	-
FSRC410150RN000T	41.2mm±1.0mm	35.0mm±1.0mm	15.0mm±0.6mm	7.7mm±0.6mm	1.5mm±0.4mm	70ohm(typ.)	1	-
FSRC560120RT000T	56.2mm±1.0mm	52.2mm±0.8mm	12.0mm±0.4mm	4.8mm±0.6mm	0.9mm+0.6mm/-0.3mm	70ohm(typ.)	1	-
FSRC580060RT000T	58.0mm±1.0mm	52.8mm±1.0mm	6.0mm±0.6mm	6.7mm+1.0mm/-0.5mm	1.5mm+1.0mm/-0.5mm	46ohm(typ.)	1	-
FSRC580120RT000T	58.0mm±1.0mm	52.8mm±1.0mm	12.0mm±0.6mm	6.7mm+1.0mm/-0.5mm	1.5mm+1.0mm/-0.5mm	62ohm(typ.)	1	-
FSRC581180RTF00T	58.0mm±1.0mm	52.8mm±1.0mm	18.0mm±0.6mm	6.2mm±1.0mm	1.0mm±0.8mm	95ohm(typ.)	1	Division Type
FSRC600100RN000T	60.0mm±1.0mm	48.0mm±1.0mm	10.0mm±0.8mm	12.0mm±0.6mm	1.9mm±0.5mm	69ohm(typ.)	1	-
FSRC600127RN000T	60.0mm±1.0mm	48.0mm±1.0mm	12.7mm±0.8mm	12.0mm±0.6mm	1.9mm±0.5mm	72ohm(typ.)	1	-
FSRC800127RTF30T	80.0mm±1.5mm	68.6mm±1.5mm	12.7mm±0.7mm	10.0mm±0.6mm	2.6mm±0.6mm	71ohm(typ.)	1	Division Type

Continued on the following page.

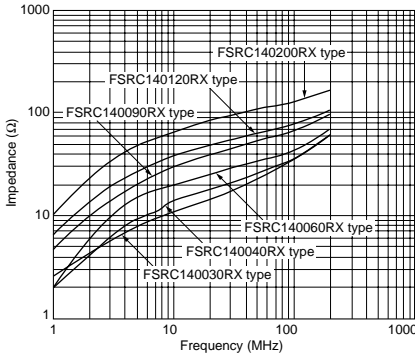
**Note:**

1. This datasheet is downloaded from the website of Murata Manufacturing co., Ltd. Therefore, it's specifications are subject to change or our products in it may be discontinued without advance notice. Please check with our sales representatives or product engineers before ordering.
2. This datasheet has only typical specifications because there is no space for detailed specifications. Therefore, please approve our product specifications or transact the approval sheet for product specifications before ordering.

Continued from the preceding page.

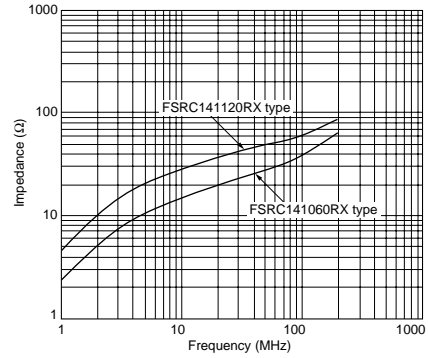
**Impedance Frequency Characteristics**

**FSRC140**



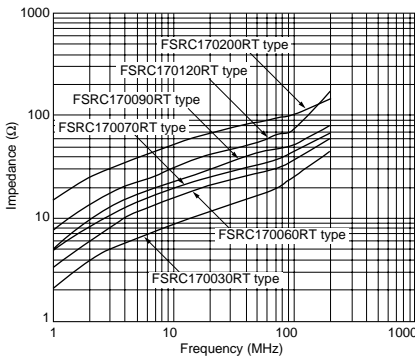
**Impedance Frequency Characteristics**

**FSRC141**



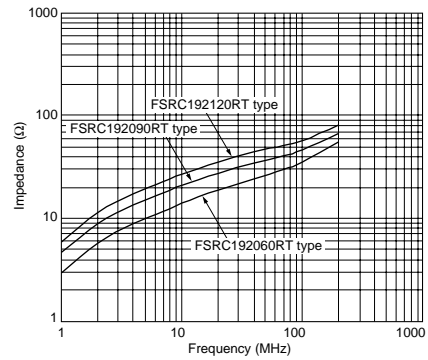
**Impedance Frequency Characteristics**

**FSRC170**



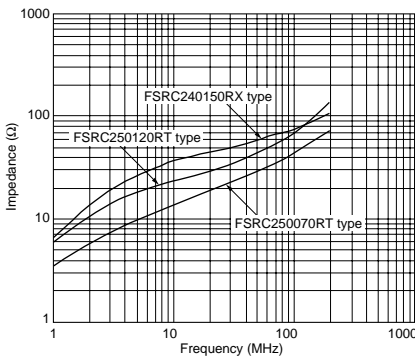
**Impedance Frequency Characteristics**

**FSRC192**



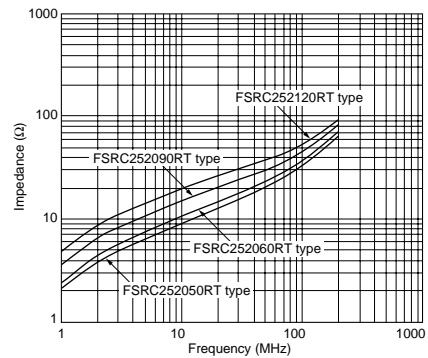
**Impedance Frequency Characteristics**

**FSRC240/FSRC250**



**Impedance Frequency Characteristics**

**FSRC252**



Continued on the following page. ↗

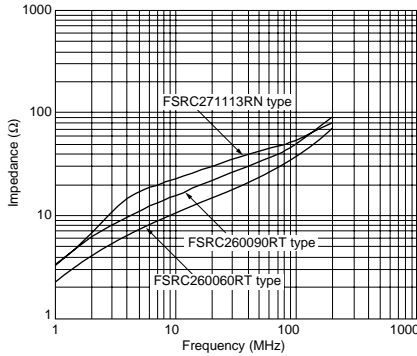
**Note:**

1. This datasheet is downloaded from the website of Murata Manufacturing co., Ltd. Therefore, it's specifications are subject to change or our products in it may be discontinued without advance notice. Please check with our sales representatives or product engineers before ordering.
2. This datasheet has only typical specifications because there is no space for detailed specifications. Therefore, please approve our product specifications or transact the approval sheet for product specifications before ordering.

Continued from the preceding page.

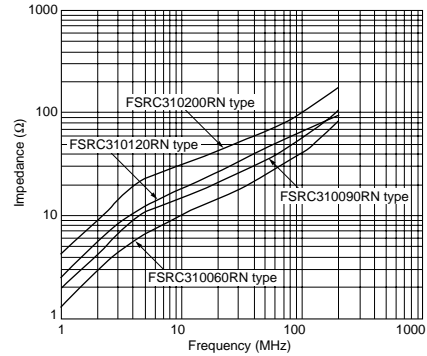
**Impedance Frequency Characteristics**

**FSRC260/FSRC271**



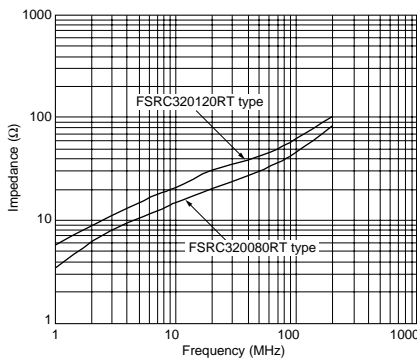
**Impedance Frequency Characteristics**

**FSRC310**



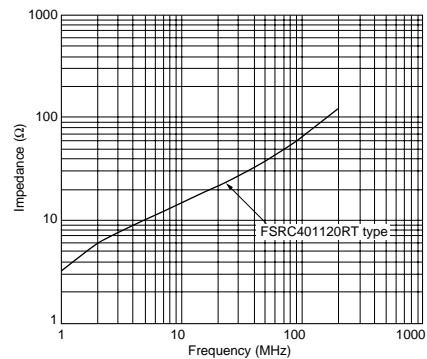
**Impedance Frequency Characteristics**

**FSRC320**



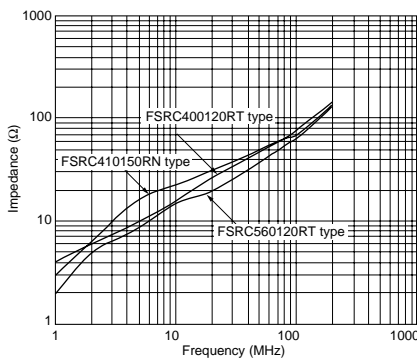
**Impedance Frequency Characteristics**

**FSRC401**



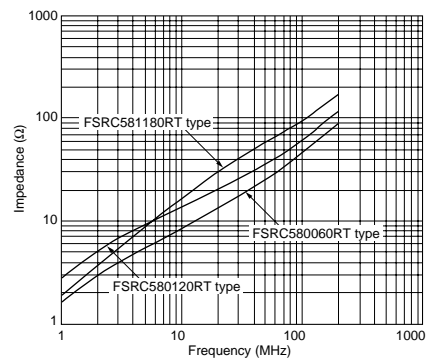
**Impedance Frequency Characteristics**

**FSRC410/FSRC560**



**Impedance Frequency Characteristics**

**FSRC580/FSRC581**



Continued on the following page. ↗

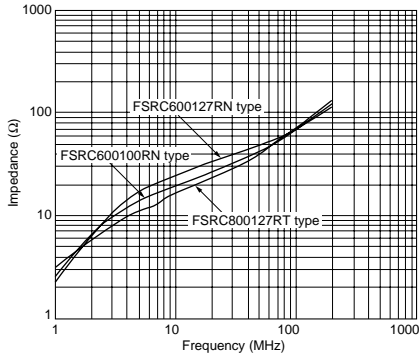
**Note:**

1. This datasheet is downloaded from the website of Murata Manufacturing co., Ltd. Therefore, it's specifications are subject to change or our products in it may be discontinued without advance notice. Please check with our sales representatives or product engineers before ordering.
2. This datasheet has only typical specifications because there is no space for detailed specifications. Therefore, please approve our product specifications or transact the approval sheet for product specifications before ordering.

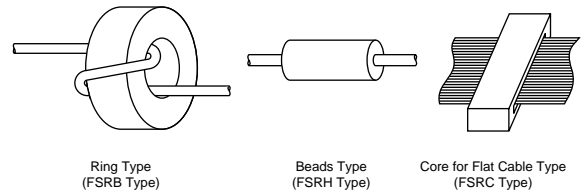
Continued from the preceding page.

**Impedance Frequency Characteristics**

**FSRC600/FSRC800**




**Cases to Use**



Continued on the following page.

**Note:**

1. This datasheet is downloaded from the website of Murata Manufacturing co., ltd. Therefore, it's specifications are subject to change or our products in it may be discontinued without advance notice. Please check with our sales representatives or product engineers before ordering.
2. This datasheet has only typical specifications because there is no space for detailed specifications. Therefore, please approve our product specifications or transact the approval sheet for product specifications before ordering.

 Continued from the preceding page.

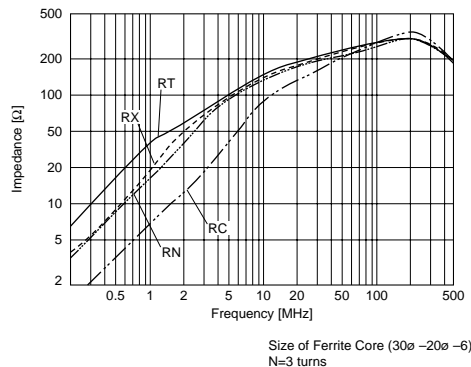
## ■ Data/Notice

### ■ Standard Characteristics of Ferrite Materials

Material	$\mu$	Bs (mT)	Tc (°C)	$\rho$ ( $\Omega$ -m)
RT	1600	290	$\geq 110$	$>10^5$
RX	750	330	$\geq 110$	$>10^5$
RN	550	310	$\geq 130$	$>10^5$
RC	250	320	$\geq 140$	$>10^5$

Size of ferrite core (30 $\phi$  - 20 $\phi$  - 6)

### ■ Ferrite Material Comparison



### ■ Notice (Storage and Operating Condition)

This product is designed for use in the following environment.

FSRH/FSRB/FSRC/FSMA/FSSA\_T

Operating Temperature: -25 to 85 degrees C

Storage Temperature: -25 to 125 degrees C

FSSA\_S

Operating Temperature: -25 to 85 degrees C

Storage Temperature: -25 to 85 degrees C

Do not use in the following environments or under the following conditions:

1. Ambient air containing corrosive gas  
(Chlorine gas, Hydrogen sulfide gas, Ammonia gas, Sulfuric acid gas, Nitric oxide gas, etc.)
2. In liquid
3. Other environments similar to 1 through 2

### ■ Notice (Handling)

1. Protect product from damage that may occur in transit such as cracking of core.
2. Handle product with care. Do not drop and throw.
3. Do not apply excessive force to the product.

### ⚠ Note:

1. This datasheet is downloaded from the website of Murata Manufacturing co., Ltd. Therefore, it's specifications are subject to change or our products in it may be discontinued without advance notice. Please check with our sales representatives or product engineers before ordering.
2. This datasheet has only typical specifications because there is no space for detailed specifications. Therefore, please approve our product specifications or transact the approval sheet for product specifications before ordering.

### FSSA\_S Storage

Store in manufacture's package or tightly re-closed box with following conditions.

Temperature: -10 to +35 degrees C

Humidity: 15 to 85% RH

Use this product within 6 months after receipt.

The storage in high temperature, high humidity or quick temperature change will damage to the function of tape.