


| | |
|----------------------|------------------|
| Applications | Automotive Grade |
| Feature | AEC-Q200 |
| | Wire Wound |
| | Magnetic Shield |
| | Ferrite Core |
| Series Type | SLF-H |
| Status | Production |
| Brand | TDK |



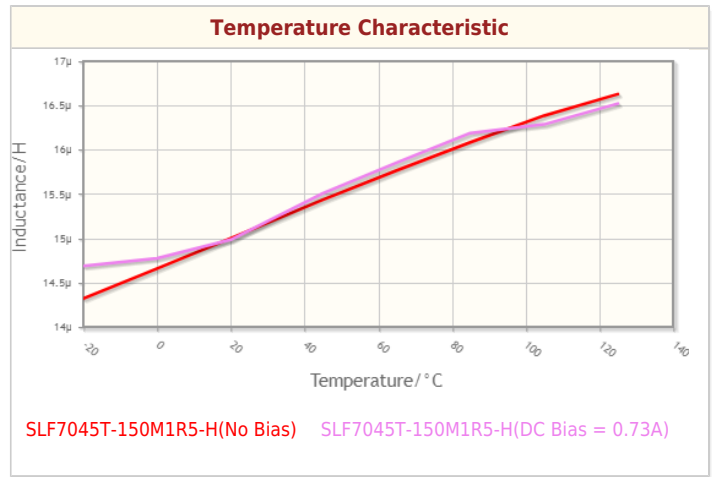
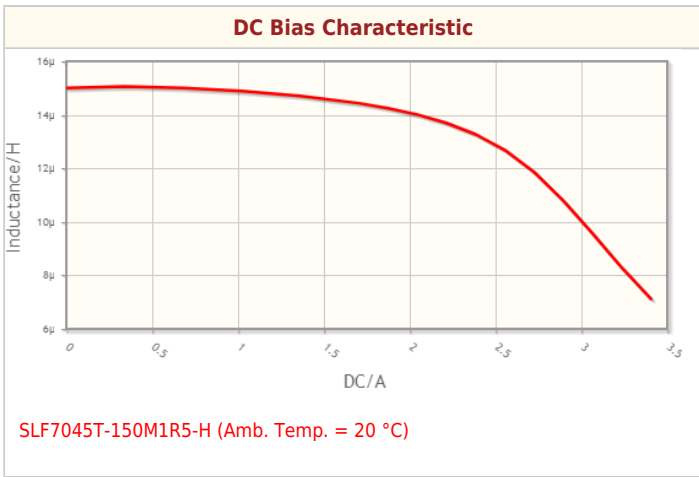
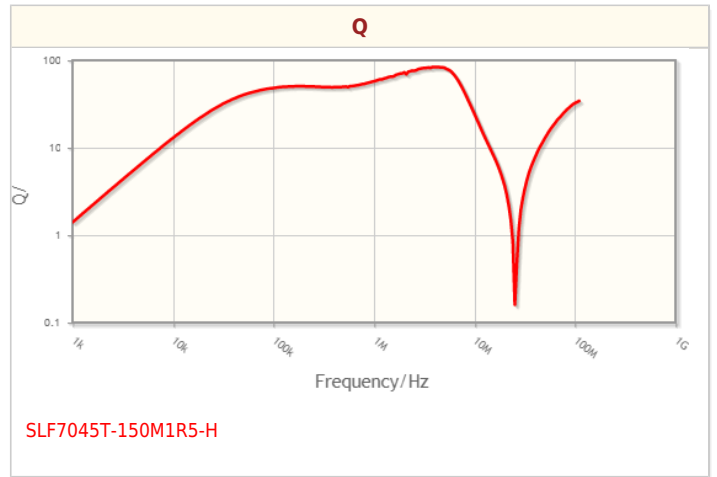
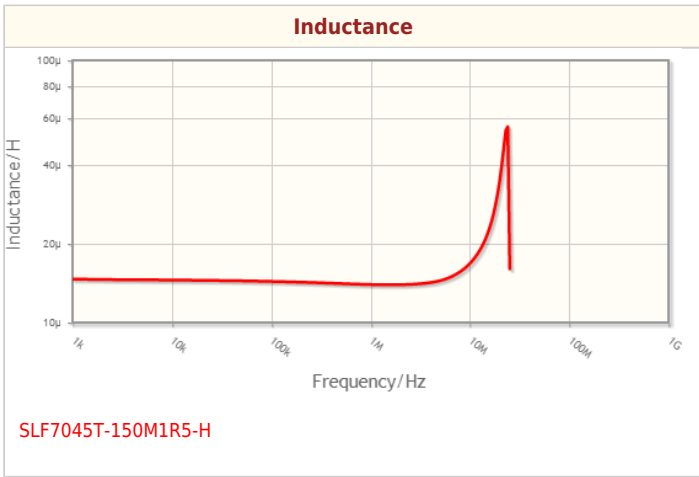
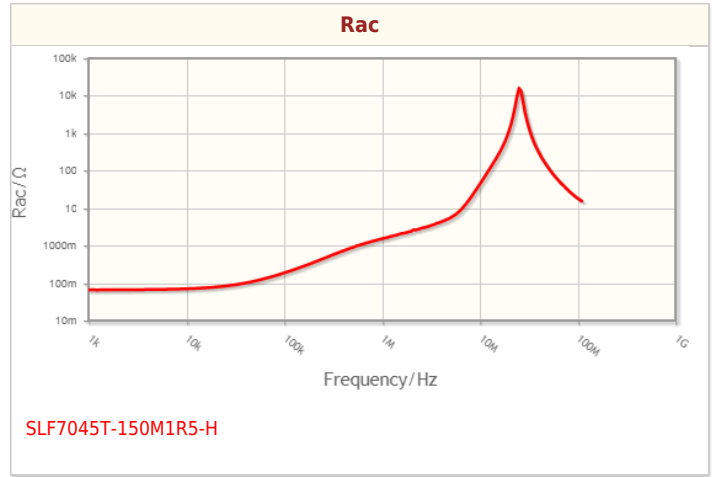
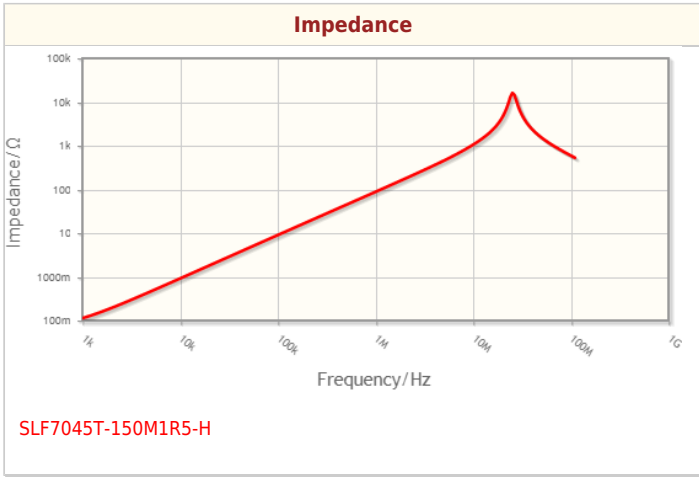
| Size | |
|------------------------------|----------------|
| Length(L) | 7.00mm ±0.20mm |
| Width(W) | 7.00mm ±0.20mm |
| Thickness Height | 4.50mm ±0.30mm |
| Recommended Land Pattern (A) | 1.50mm Nom. |
| Recommended Land Pattern (B) | 4.80mm Nom. |
| Recommended Land Pattern (C) | 2.20mm Nom. |

| Electrical Characteristics | |
|---|---------------------|
| Inductance | 15µH ±20% at 100kHz |
| Rated Current (L Change) [Typ.] | |
| Rated Current (L Change) [Max.] | 1.5A (10% Down) |
| Rated Current (Temperature Rise) [Typ.] | 1.46A (20°C Rise) |
| Rated Current (Temperature Rise) [Max.] | |
| DC Resistance [Typ.] | 68mΩ |
| DC Resistance [Max.] | 81.6mΩ |
| Self Resonant Frequency [Min.] | |
| Self Resonant Frequency [Typ.] | |
| Q [Min.] | |
| Q [Typ.] | |

| Other | |
|---|--|
| Operating Temp. Range (Including Self-Temp. Rise) | -40 to 125°C |
| Soldering Method | Reflow |
| | Iron Soldering |
| AEC-Q200 | YES |
| Packing | Embossed (Plastic)Taping [330mm Reel, Tape width 16mm] |
| Package Quantity | 1000pcs |
| Weight | 0.58g |

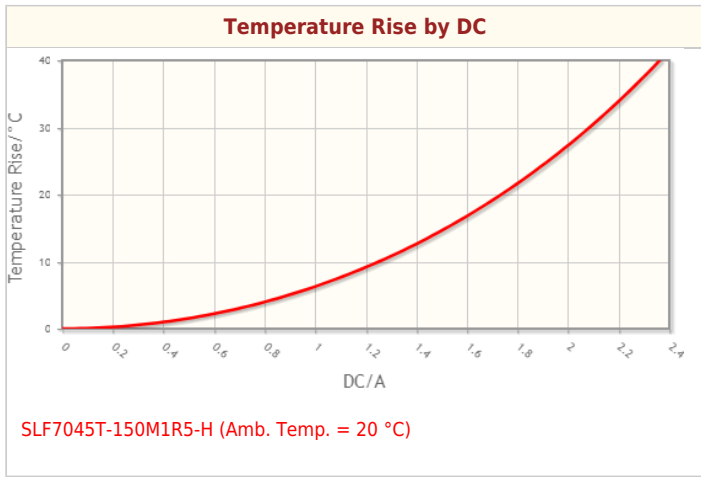
! Images are for reference only and show exemplary products.
! This PDF document was created based on the data listed on the TDK Corporation website.
! All specifications are subject to change without notice.

Characteristic Graphs(This is reference data, and does not guarantee the products characteristics.)



! Images are for reference only and show exemplary products.
! This PDF document was created based on the data listed on the TDK Corporation website.
! All specifications are subject to change without notice.

Characteristic Graphs(This is reference data, and does not guarantee the products characteristics.)



! Images are for reference only and show exemplary products.
! This PDF document was created based on the data listed on the TDK Corporation website.
! All specifications are subject to change without notice.

Associated Images

