

Multilayer Ceramic Chip Capacitors

Product Top Page Search by Part No. Search by Characteristics Cross Reference Catalog Tech Note Technical Support Tool FAQ

CKCL22C0G1H151K085AA



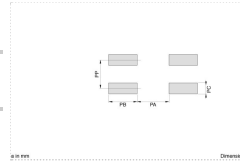
TDK item description ? CKCL22C0G1H151KT****

Applications Commercial Grade

Feature 2-Array 2 in 1 Array

Series CKCL22(2012) [EIA 0805]

Status Production (Not Recommended for New Design)



Images are for reference only and show exemplary products.

PDF file of this page

Buy Now

Contact

Documents

- [Catalog](#)
- [Specification](#)
- [RoHS Certificate](#)
- [SVHC/REACH Certificate](#)
- [Characterization Sheet](#)
- [Promotion Video](#)
- [Sample Kits](#)

Technical Support Tools

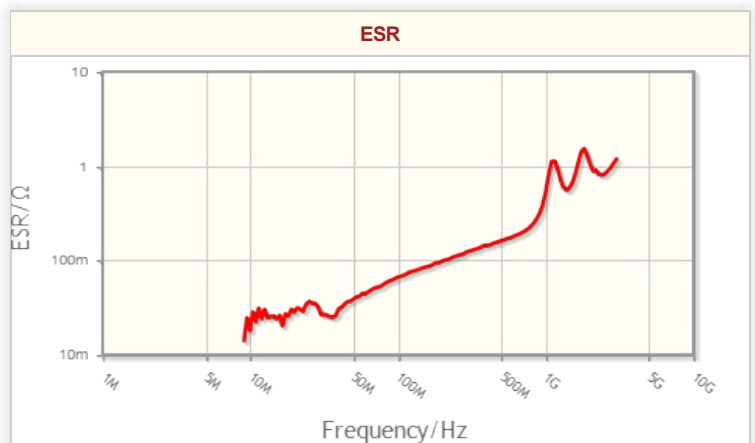
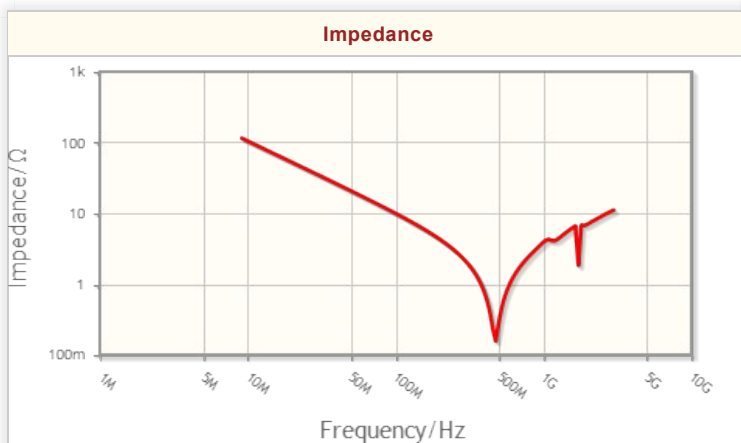
- [SPICE Netlist \(Simple\)](#)
- [SPICE Netlist \(Precision\)](#)
- [Equivalent Circuit Model](#)

| Size | |
|-------------------------------|------------------|
| Length(L) | 2.00mm ±0.15mm |
| Width(W) | 1.25mm ±0.15mm |
| Thickness(T) | 0.85mm ±0.15mm |
| Terminal Width(C) | 0.45mm Nom. |
| Terminal Spacing(P) | 1.00mm Nom. |
| Recommended Land Pattern (PA) | 0.55mm to 0.65mm |
| Recommended Land Pattern (PB) | 0.55mm to 0.65mm |
| Recommended Land Pattern (PC) | 0.40mm to 0.50mm |
| Recommended Land Pattern (PP) | 0.95mm to 1.05mm |

| Electrical Characteristics | |
|--|-----------------|
| Capacitance | 150pF ±10% |
| Rated Voltage | 50VDC |
| Temperature Characteristic ? | C0G(0±30ppm/°C) |
| Q (Min.) | 1000 |
| Insulation Resistance (Min.) | 10000MΩ |

| Other | |
|------------------|--------------------------------------|
| Soldering Method | Reflow |
| AEC-Q200 | No |
| Packing | Blister (Plastic)Taping [180mm Reel] |
| Package Quantity | 4000pcs |

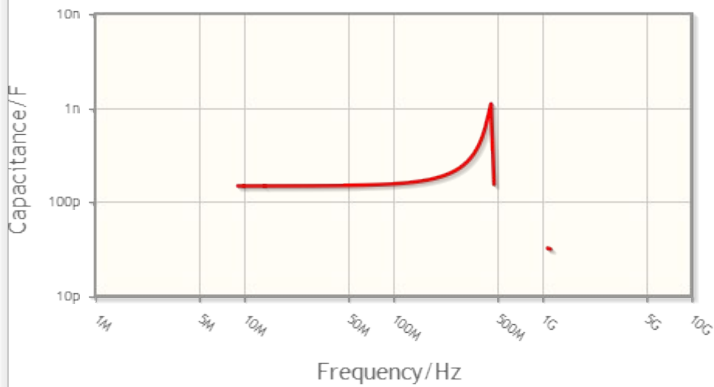
Characteristic Graph (This is reference data, and does not guarantee the products characteristics.)



CKCL22C0G1H151K085AA

Change settings

Capacitance

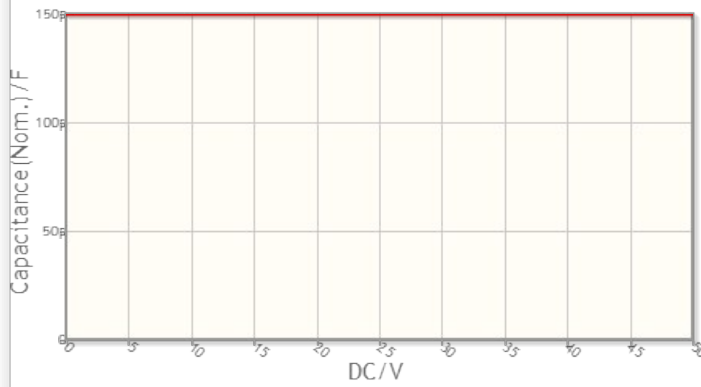


CKCL22C0G1H151K085AA

Change settings

Change settings

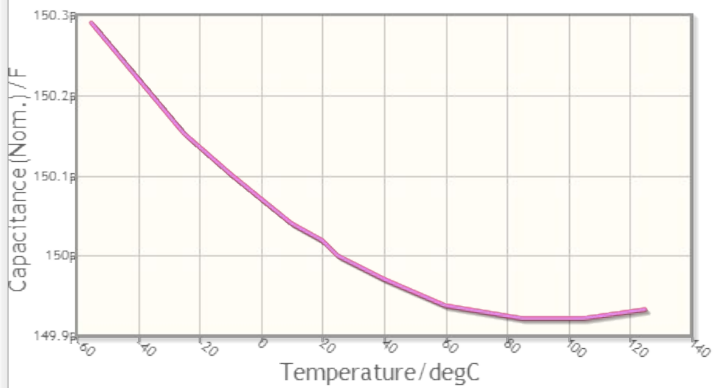
DC Bias Characteristic



CKCL22C0G1H151K085AA

Change settings

Temperature Characteristic



CKCL22C0G1H151K085AA(No Bias) CKCL22C0G1H151K085AA(DC Bias = 25V)

Change settings

Ripple Temperature Rising

no data available

Change settings

Products

» Search by Part No. » Search by Characteristics » Distributor Inventory Check

- » Capacitors
- » Inductors (Coils)
- » EMC Components
- » RF / SAW Components and Modules
- » Voltage / Current / Temperature Protection Devices
- » Sensors and Sensor Systems
- » Ceramic Switching / Heating, Piezo Components and Buzzers
- » Transformers
- » Ferrites and Accessories
- » Noise Suppressing / Magnetic Sheet
- » Anechoic Chambers and Radio Wave Absorbers
- » Power Supplies
- » Magnets
- » Flash Storages
- » Wireless Charging
- » FA Systems
- » Transparent Conductive Film
- » Micro Modules (Substrates with Built-in ICs, Products Utilizing with SESUB)
- » Solar Cells
- » Biosensor

Application Guides

Technical Support

Tech Library

Environment

Contact

News

Home

- » About TDK
- » TDK Worldwide

Terms of Use

Copyright(c) 1996-2016 TDK Corporation. All rights reserved. TDK logo is a trademark or registered trademark of TDK Corporation.

