

CKCM25C0G1H101K060AA



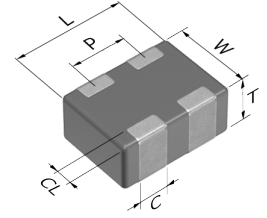
TDK item description CKCM25C0G1H101KT****

Applications Commercial Grade

Feature 2 in 1 Array

Series CKCM25

Status Obsolete
Discontinue Issue Date : Apr.28, 2018
Last Purchase Order Date : Oct.31, 2018
Last Shipment Date : Mar.31, 2019



Size	
Length(L)	1.37mm ±0.15mm
Width(W)	1.00mm ±0.15mm
Thickness(T)	0.60mm ±0.10mm
Terminal Width(C)	0.36mm Nom.
Terminal Spacing(P)	0.64mm Nom.
Recommended Land Pattern (PA)	0.45mm to 0.55mm
Recommended Land Pattern (PB)	0.45mm to 0.55mm
Recommended Land Pattern (PC)	0.31mm to 0.41mm
Recommended Land Pattern (PP)	0.59mm to 0.69mm

Electrical Characteristics	
Capacitance	100pF ±10%
Rated Voltage	50VDC
Temperature Characteristic	C0G(0±30ppm/°C)
Q (Min.)	1000
Insulation Resistance (Min.)	10000MΩ

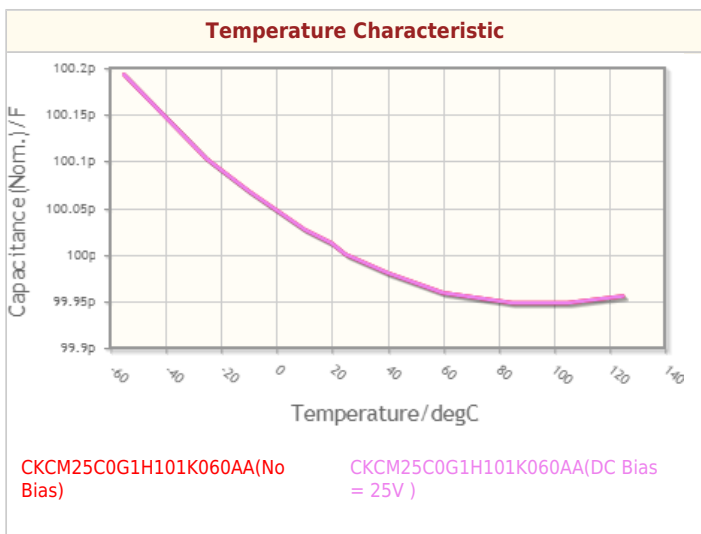
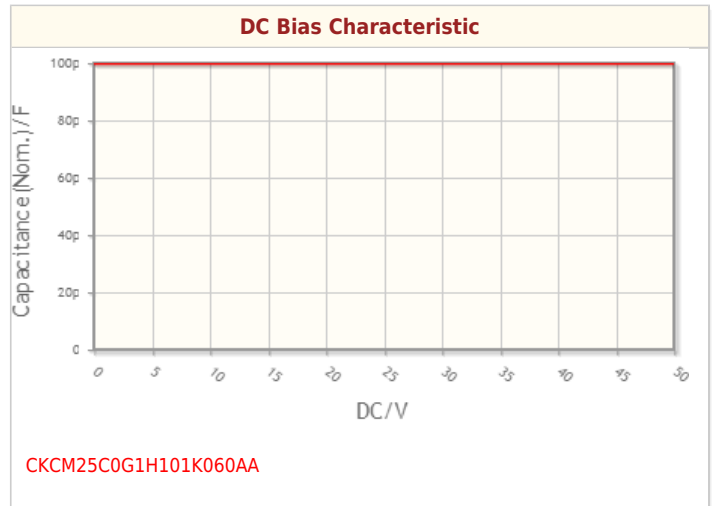
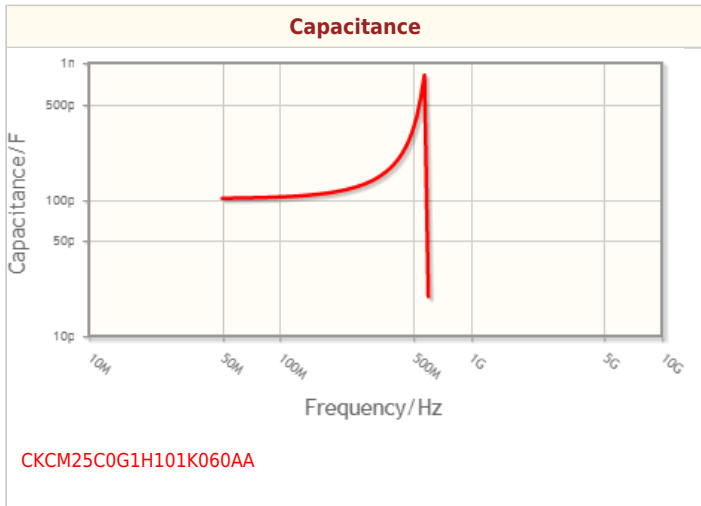
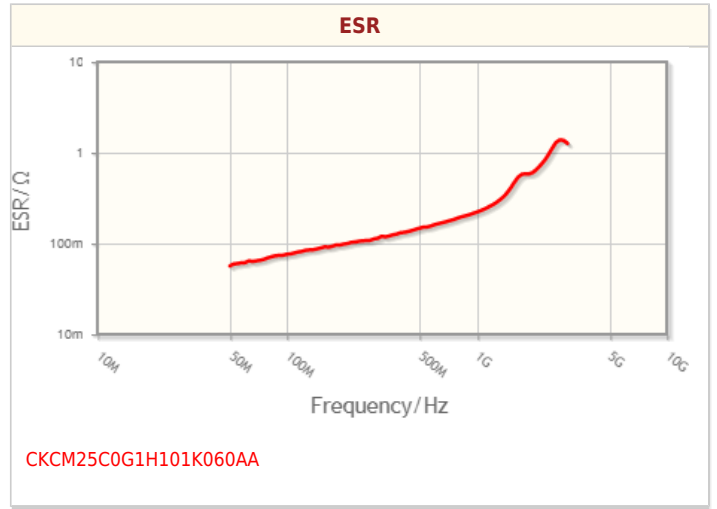
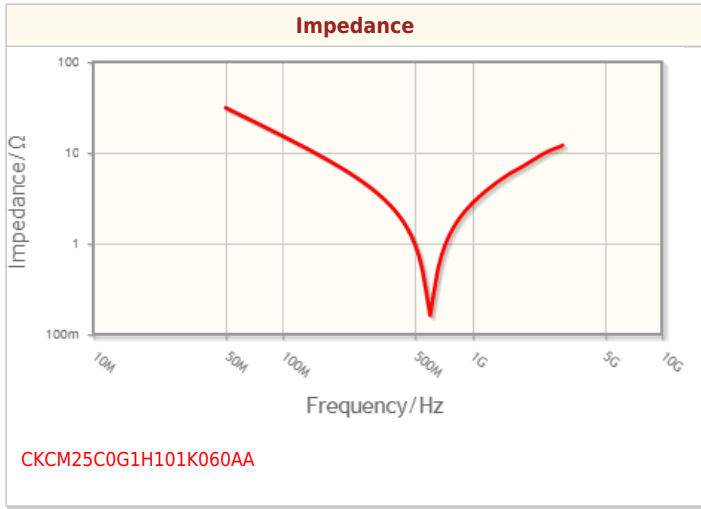
Other	
Soldering Method	Reflow
AEC-Q200	No
Packing	Punched (Paper)Taping [180mm Reel]
Package Quantity	4000pcs

! Images are for reference only and show exemplary products.
! This PDF document was created based on the data listed on the TDK Corporation website.
! All specifications are subject to change without notice.

CKCM25C0G1H101K060AA



Characteristic Graphs(This is reference data, and does not guarantee the products characteristics.)

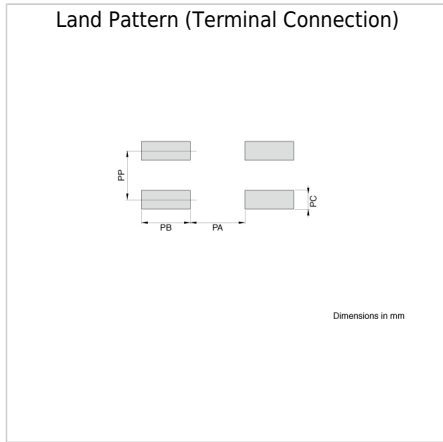


! Images are for reference only and show exemplary products.
! This PDF document was created based on the data listed on the TDK Corporation website.
! All specifications are subject to change without notice.

CKCM25C0G1H101K060AA



Associated Images



! Images are for reference only and show exemplary products.
! This PDF document was created based on the data listed on the TDK Corporation website.
! All specifications are subject to change without notice.