

Multilayer Ceramic Chip Capacitors

Product Top Page Search by Part No. Search by Characteristics Cross Reference Catalog Tech Note Technical Support Tool FAQ

CKCL22C0G1H330K085AA



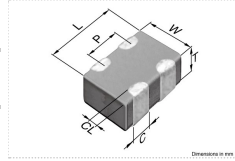
TDK item description ? CKCL22C0G1H330KT****

Applications Commercial Grade

Feature 2-Array 2 in 1 Array

Series CKCL22(2012) [EIA 0805]

Status Production (Not Recommended for New Design)



Images are for reference only and show exemplary products.

PDF file of this page

Buy Now

Contact

Documents

- Catalog
- Specification
- RoHS Certificate
- SVHC/REACH Certificate
- Characterization Sheet
- Promotion Video
- Sample Kits

Technical Support Tools

- SPICE Netlist (Simple)
- SPICE Netlist (Precision)
- Equivalent Circuit Model

Size

Length(L)	2.00mm ±0.15mm
Width(W)	1.25mm ±0.15mm
Thickness(T)	0.85mm ±0.15mm
Terminal Width(C)	0.45mm Nom.
Terminal Spacing(P)	1.00mm Nom.
Recommended Land Pattern (PA)	0.55mm to 0.65mm
Recommended Land Pattern (PB)	0.55mm to 0.65mm
Recommended Land Pattern (PC)	0.40mm to 0.50mm
Recommended Land Pattern (PP)	0.95mm to 1.05mm

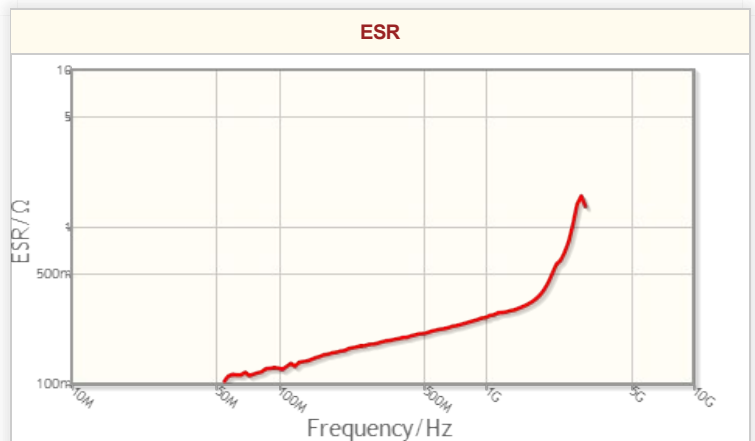
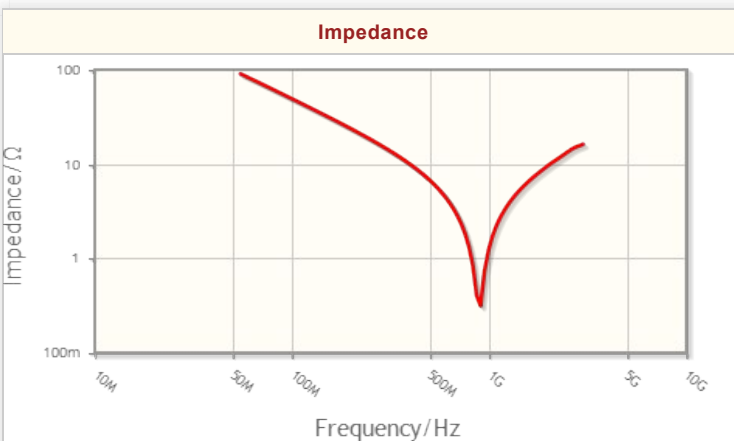
Electrical Characteristics

Capacitance	33pF ±10%
Rated Voltage	50VDC
Temperature Characteristic ?	C0G(0±30ppm/°C)
Q (Min.)	1000
Insulation Resistance (Min.)	10000MΩ

Other

Soldering Method	Reflow
AEC-Q200	No
Packing	Blister (Plastic)Taping [180mm Reel]
Package Quantity	4000pcs

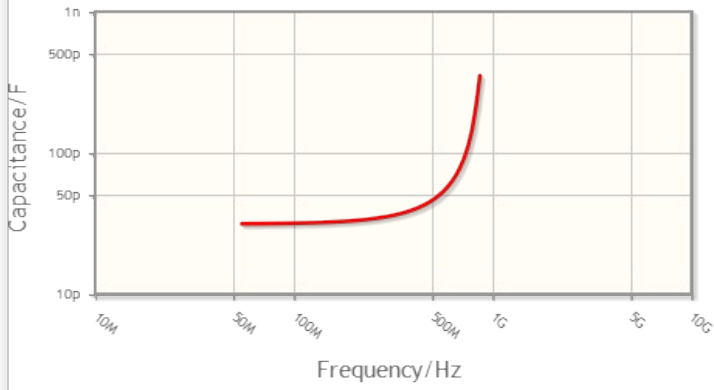
Characteristic Graph (This is reference data, and does not guarantee the products characteristics.)



CKCL22C0G1H330K085AA

Change settings

Capacitance

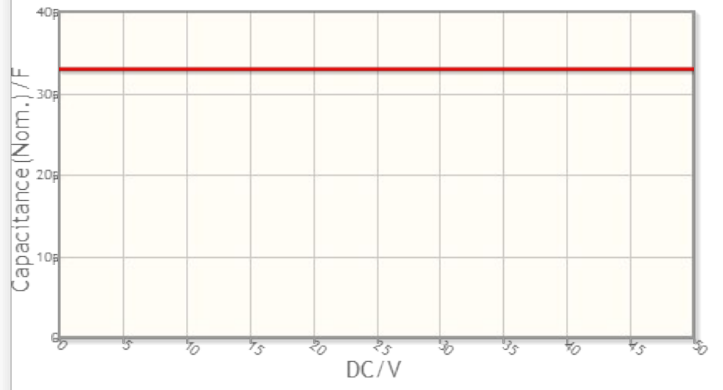


CKCL22C0G1H330K085AA

Change settings

Change settings

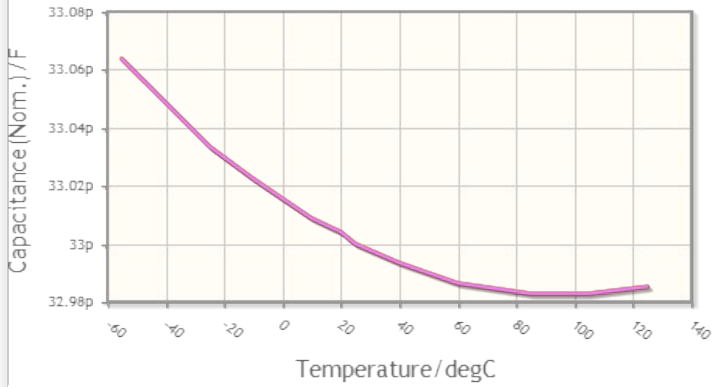
DC Bias Characteristic



CKCL22C0G1H330K085AA

Change settings

Temperature Characteristic



CKCL22C0G1H330K085AA(No Bias) CKCL22C0G1H330K085AA(DC Bias = 25V)

Change settings

Ripple Temperature Rising

no data available

Change settings

Products

» Search by Part No. » Search by Characteristics » Distributor Inventory Check

- » Capacitors
- » Inductors (Coils)
- » EMC Components
- » RF / SAW Components and Modules
- » Voltage / Current / Temperature Protection Devices
- » Sensors and Sensor Systems
- » Ceramic Switching / Heating, Piezo Components and Buzzers
- » Transformers
- » Ferrites and Accessories
- » Noise Suppressing / Magnetic Sheet
- » Anechoic Chambers and Radio Wave Absorbers
- » Power Supplies
- » Magnets
- » Flash Storages
- » Wireless Charging
- » FA Systems
- » Transparent Conductive Film
- » Micro Modules (Substrates with Built-in ICs, Products Utilizing with SESUB)
- » Solar Cells
- » Biosensor

Application Guides

Technical Support

Tech Library

Environment

Contact

News

Home

- » About TDK
- » TDK Worldwide

Terms of Use

Copyright(c) 1996-2017 TDK Corporation. All rights reserved. TDK logo is a trademark or registered trademark of TDK Corporation.

