

Evaluating the **ADG854**, 0.5 Ω CMOS, 1.8 V to 5.5 V, Dual SPDT/2:1 Mux in Mini LFCSP Package

FEATURES

Full-featured evaluation board for the **ADG854**

On-board audio connectors

GENERAL DESCRIPTION

This user guide describes the **EVAL-ADG854EBZ** evaluation board for the **ADG854**, which is a low voltage CMOS device that contains two independently selectable, single-pole, double-throw (SPDT) switches. The **ADG854** offers an ultralow on resistance of less than 1 Ω over the full temperature range.

Figure 1 shows the **EVAL-ADG854EBZ**. The **ADG854** is soldered onto the **EVAL-ADG854EBZ** evaluation board in a tiny 1.3 mm \times 1.6 mm ultrathin LFCSP located in the center of the board and is designated as U1.

CONNECTING SIGNALS TO THE BOARD

The **EVAL-ADG854EBZ** evaluation board is fitted with three audio connectors that allow switching between audio devices. All signals applied to the switch can be monitored using the test points provided on the evaluation board.

EVAL-ADG854EBZ EVALUATION BOARD



Figure 1.

TABLE OF CONTENTS

Features	1	Switch Control Connectors.....	3
General Description	1	Evaluation Board Schematics and Artwork.....	4
Connecting Signals to the Board.....	1	EVAL-ADG854EBZ Switch Pins, Test Points, and	
EVAL-ADG854EBZ Evaluation Board.....	1	Connections	5
Revision History	2	PCB Drawings.....	5
Evaluation Board Hardware Description	3	Components List	7
Power Supply.....	3		

REVISION HISTORY

8/2016—Rev. 0 to Rev. A

Changes to Title	1
Changes to Evaluation Board Hardware Description	
and Table 1.....	3
Changes to Table 4.....	7

5/2012—Revision 0: Initial Version

EVALUATION BOARD HARDWARE DESCRIPTION

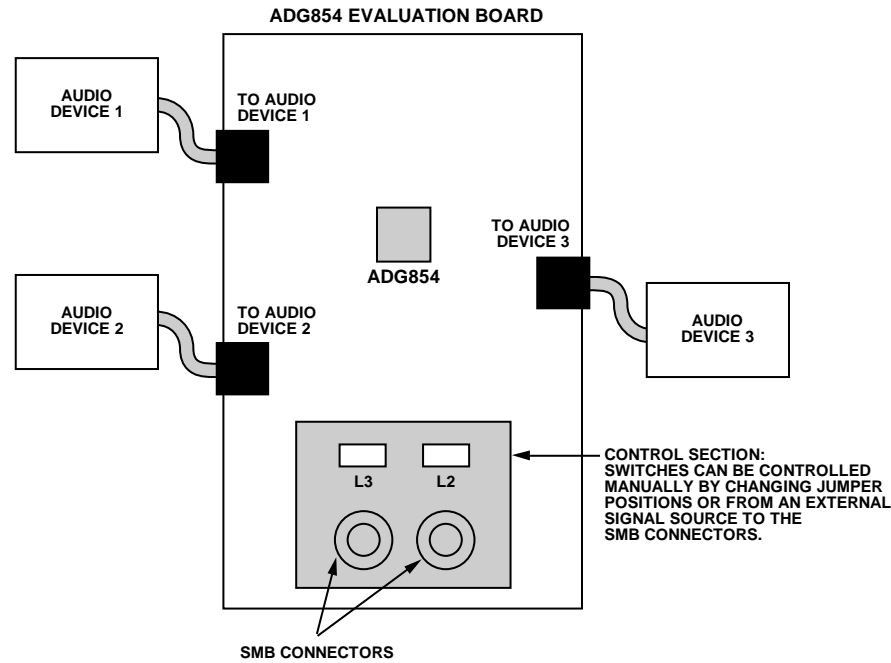


Figure 2. EVAL-ADG854EBZ Evaluation Board Block Diagram

The EVAL-ADG854EBZ evaluation kit contains a fully fitted printed circuit board (PCB). For full details on the ADG854, see the ADG854 data sheet, which should be consulted in conjunction with this user guide when using these evaluation boards.

The EVAL-ADG854EBZ evaluation board allows the user to switch between two audio sources or to switch an audio source between two speakers by using the on-board jumpers or by applying the correct control signals to the appropriate connectors.

POWER SUPPLY

The ADG854 can operate from a 1.8 V to 5.5 V single supply and is fully specified for 5.5 V and 3.3 V supply operation.

Table 1. Control via Link L2/Link L3

L2 and L3 Position	Switch Status	
	Audio Device 1 Status	Audio Device 2 Status
A	Active	Inactive
B	Inactive	Active

Table 2. Control via SMB Connector Settings

L2 and L3 Position	Switch Status—Audio Device Status
B	SMB high = Audio Device 2 active SMB low = Audio Device 1 active

SWITCH CONTROL CONNECTORS

The ADG854 device offers a standard CMOS/LVTTL parallel interface consisting of two IN inputs. The IN1 and IN2 input pins control the switch state and operation mode of the ADG854. The EVAL-ADG854EBZ evaluation board allows the user to control the signals required to set the logic levels applied to these pins by using the L2 and L3 links as described in Table 1 or by applying external signals to the SMB connectors, IN1 and IN2, as described in Table 2.

To control the ADG854 using the SMB connectors, L2 and L3 must be set to Position B. Note that there are 51 Ω termination resistors at the IN1 and IN2 SMB connectors to GND.

EVALUATION BOARD SCHEMATICS AND ARTWORK

800-05901

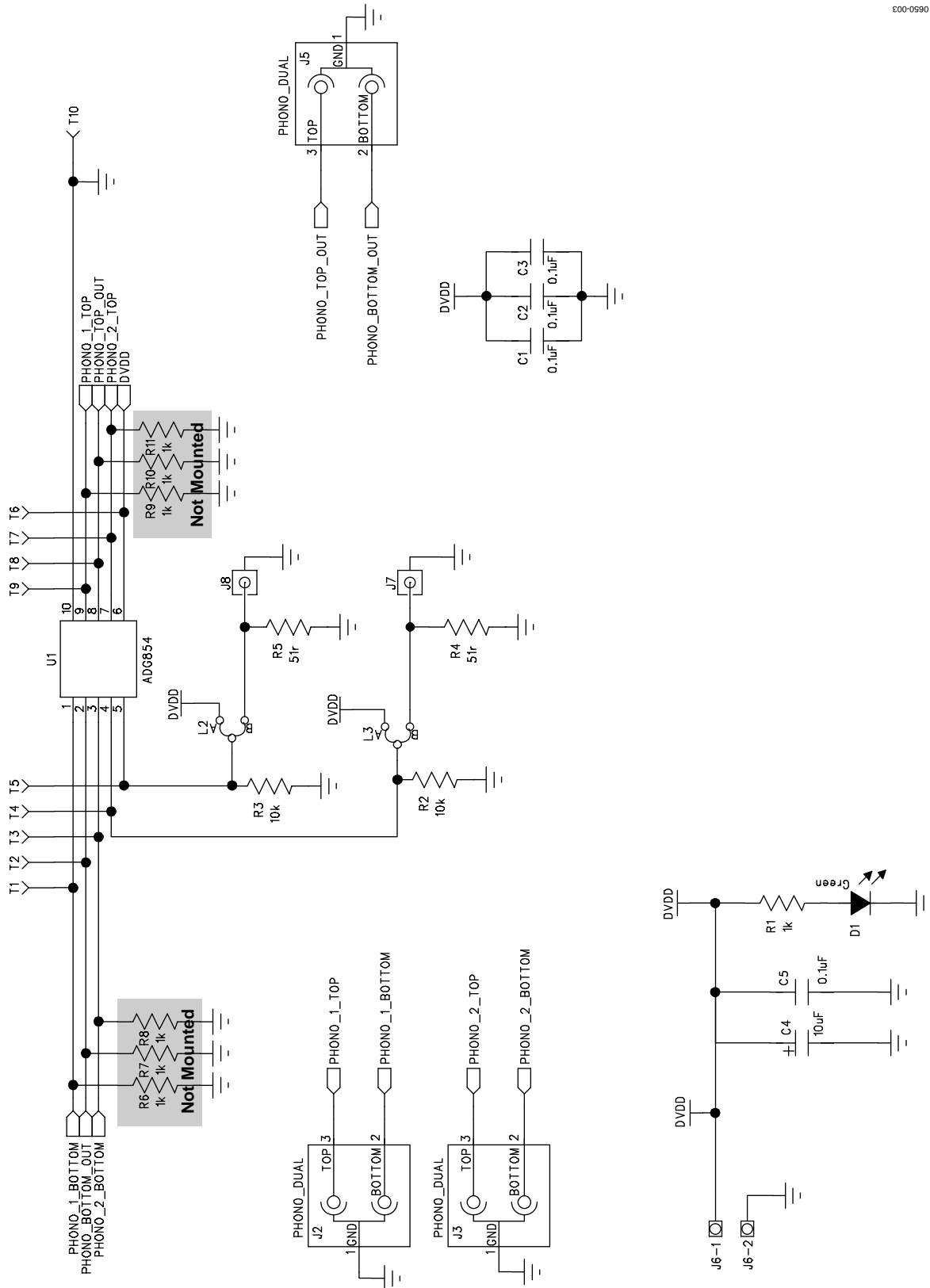


Figure 3. EVAL-ADG854EBZ Evaluation Board Schematic

EVAL-ADG854EBZ SWITCH PINS, TEST POINTS, AND CONNECTIONS

Table 3.

Connector Name	Evaluation Board Pin Mnemonic	Pin Number	ADG854 Mnemonic	Test Point
J2	PHONO_1_TOP PHONO_1_BOTTOM	1 2	S2A S1A	T9 T1
J3	PHONO_2_TOP PHONO_2_BOTTOM	1 2	S2B S1B	T7 T3
J5	PHONO_TOP_OUT PHONO_BOTTOM_OUT	3 2	D2 D1	T8 T2
J6-1	External 5 V	1	VDD	T6
J6-2	GND	2	GND	T10

PCB DRAWINGS

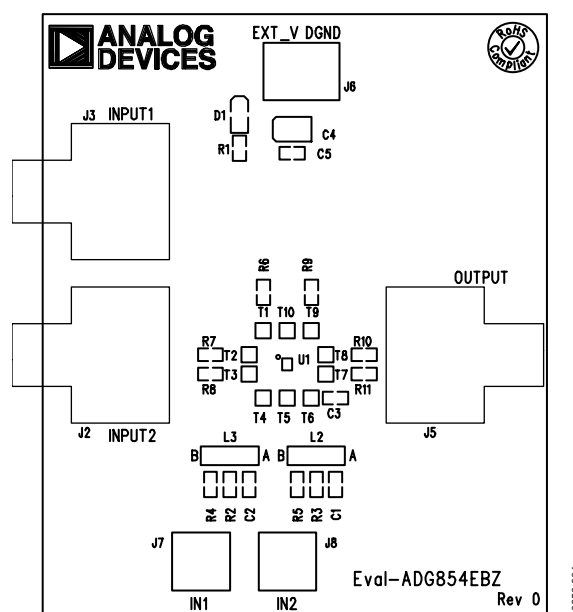
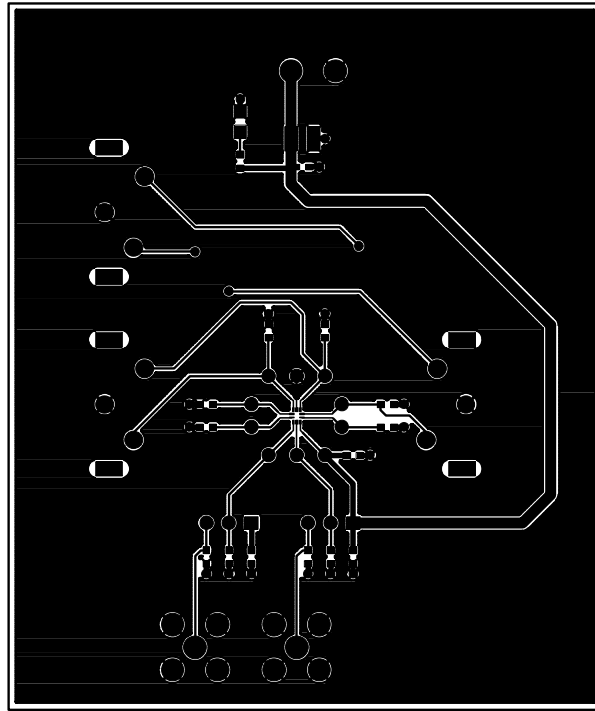
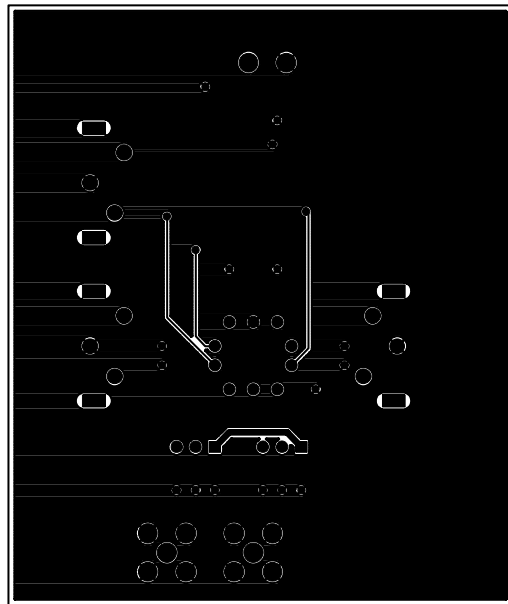


Figure 4. Silkscreen Image of the EVAL-ADG854EBZ Evaluation Board



10650-005

Figure 5. PCB Drawing Layer 1 (Top Layer of the EVAL-ADG854EBZ Evaluation Board)



10650-006

Figure 6. PCB Drawing Layer 2 (Bottom Layer of the EVAL-ADG854EBZ Evaluation Board)

COMPONENTS LIST

Table 4.

Reference Designator	Description	Supplier/Number
C1, C2, C3, C5	0.1 µF capacitors	FEC 9406140
C4	10 µF capacitors+	FEC 1190117
D1	Green LED	FEC 359-9681
J2, J3	Phono jumpers	Digi-Key CP-1435-ND
J5	Phono jumper	Digi-Key CP-1435-ND
J6	CON\power jumper	FEC 151785
J7, J8	SMB jumpers	FEC 1019324
L2 to L3	JUMPER2\SIP3	FEC 3291698 and FEC 150411
R1	1 kΩ resistor	FEC 1160322
R2, R3	10 kΩ resistors	FEC 1160359
R4, R5	51 Ω resistors	FEC 9331336
T1 to T10	Test points	FEC 8731128
U1	ADG854 0.5 Ω CMOS, 1.8 V to 5.5 V, dual SPDT/2:1 mux in mini LFCSP package	Analog Devices, Inc., ADG854



ESD Caution

ESD (electrostatic discharge) sensitive device. Charged devices and circuit boards can discharge without detection. Although this product features patented or proprietary protection circuitry, damage may occur on devices subjected to high energy ESD. Therefore, proper ESD precautions should be taken to avoid performance degradation or loss of functionality.

Legal Terms and Conditions

By using the evaluation board discussed herein (together with any tools, components documentation or support materials, the "Evaluation Board"), you are agreeing to be bound by the terms and conditions set forth below ("Agreement") unless you have purchased the Evaluation Board, in which case the Analog Devices Standard Terms and Conditions of Sale shall govern. Do not use the Evaluation Board until you have read and agreed to the Agreement. Your use of the Evaluation Board shall signify your acceptance of the Agreement. This Agreement is made by and between you ("Customer") and Analog Devices, Inc. ("ADI"), with its principal place of business at One Technology Way, Norwood, MA 02062, USA. Subject to the terms and conditions of the Agreement, ADI hereby grants to Customer a free, limited, personal, temporary, non-exclusive, non-sublicensable, non-transferable license to use the Evaluation Board FOR EVALUATION PURPOSES ONLY. Customer understands and agrees that the Evaluation Board is provided for the sole and exclusive purpose referenced above, and agrees not to use the Evaluation Board for any other purpose. Furthermore, the license granted is expressly made subject to the following additional limitations: Customer shall not (i) rent, lease, display, sell, transfer, assign, sublicense, or distribute the Evaluation Board; and (ii) permit any Third Party to access the Evaluation Board. As used herein, the term "Third Party" includes any entity other than ADI, Customer, their employees, affiliates and in-house consultants. The Evaluation Board is NOT sold to Customer; all rights not expressly granted herein, including ownership of the Evaluation Board, are reserved by ADI. CONFIDENTIALITY. This Agreement and the Evaluation Board shall all be considered the confidential and proprietary information of ADI. Customer may not disclose or transfer any portion of the Evaluation Board to any other party for any reason. Upon discontinuation of use of the Evaluation Board or termination of this Agreement, Customer agrees to promptly return the Evaluation Board to ADI. ADDITIONAL RESTRICTIONS. Customer may not disassemble, decompile or reverse engineer chips on the Evaluation Board. Customer shall inform ADI of any occurred damages or any modifications or alterations it makes to the Evaluation Board, including but not limited to soldering or any other activity that affects the material content of the Evaluation Board. Modifications to the Evaluation Board must comply with applicable law, including but not limited to the RoHS Directive. TERMINATION. ADI may terminate this Agreement at any time upon giving written notice to Customer. Customer agrees to return to ADI the Evaluation Board at that time. LIMITATION OF LIABILITY. THE EVALUATION BOARD PROVIDED HEREUNDER IS PROVIDED "AS IS" AND ADI MAKES NO WARRANTIES OR REPRESENTATIONS OF ANY KIND WITH RESPECT TO IT. ADI SPECIFICALLY DISCLAIMS ANY REPRESENTATIONS, ENDORSEMENTS, GUARANTEES, OR WARRANTIES, EXPRESS OR IMPLIED, RELATED TO THE EVALUATION BOARD INCLUDING, BUT NOT LIMITED TO, THE IMPLIED WARRANTY OF MERCHANTABILITY, TITLE, FITNESS FOR A PARTICULAR PURPOSE OR NON-INFRINGEMENT OF INTELLECTUAL PROPERTY RIGHTS. IN NO EVENT WILL ADI AND ITS LICENSORS BE LIABLE FOR ANY INCIDENTAL, SPECIAL, INDIRECT, OR CONSEQUENTIAL DAMAGES RESULTING FROM CUSTOMER'S POSSESSION OR USE OF THE EVALUATION BOARD, INCLUDING BUT NOT LIMITED TO LOST PROFITS, DELAY COSTS, LABOR COSTS OR LOSS OF GOODWILL. ADI'S TOTAL LIABILITY FROM ANY AND ALL CAUSES SHALL BE LIMITED TO THE AMOUNT OF ONE HUNDRED US DOLLARS (\$100,000). EXPORT. Customer agrees that it will not directly or indirectly export the Evaluation Board to another country, and that it will comply with all applicable United States federal laws and regulations relating to exports. GOVERNING LAW. This Agreement shall be governed by and construed in accordance with the substantive laws of the Commonwealth of Massachusetts (excluding conflict of law rules). Any legal action regarding this Agreement will be heard in the state or federal courts having jurisdiction in Suffolk County, Massachusetts, and Customer hereby submits to the personal jurisdiction and venue of such courts. The United Nations Convention on Contracts for the International Sale of Goods shall not apply to this Agreement and is expressly disclaimed.

©2012–2016 Analog Devices, Inc. All rights reserved. Trademarks and registered trademarks are the property of their respective owners.
UG10650-0-8/16(A)



www.analog.com