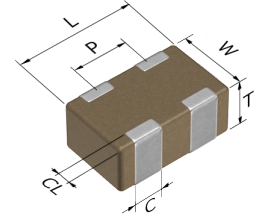


CKCL22X7R1H102M085AA



**TDK item description** CKCL22X7R1H102MT\*\*\*\*

<b>Applications</b>	Commercial Grade
<b>Feature</b>	2 in 1 Array
<b>Series</b>	CKCL22(2012) [EIA 0805]
<b>Status</b>	Obsolete Discontinue Issue Date : Apr.28, 2018 Last Purchase Order Date : Oct.31, 2018 Last Shipment Date : Mar.31, 2019



Size	
Length(L)	2.00mm ±0.15mm
Width(W)	1.25mm ±0.15mm
Thickness(T)	0.85mm ±0.15mm
Terminal Width(C)	0.45mm Nom.
Terminal Spacing(P)	1.00mm Nom.
Recommended Land Pattern (PA)	0.55mm to 0.65mm
Recommended Land Pattern (PB)	0.55mm to 0.65mm
Recommended Land Pattern (PC)	0.40mm to 0.50mm
Recommended Land Pattern (PP)	0.95mm to 1.05mm

Electrical Characteristics	
Capacitance	1nF ±20%
Rated Voltage	50VDC
Temperature Characteristic	X7R(±15%)
Dissipation Factor (Max.)	3%
Insulation Resistance (Min.)	10000MΩ

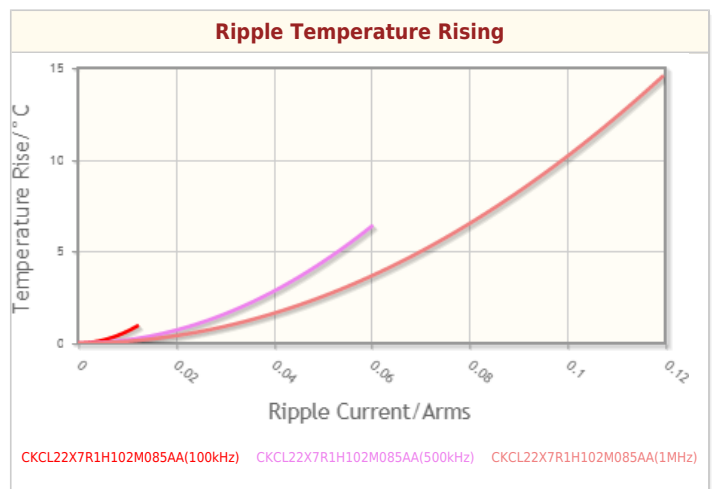
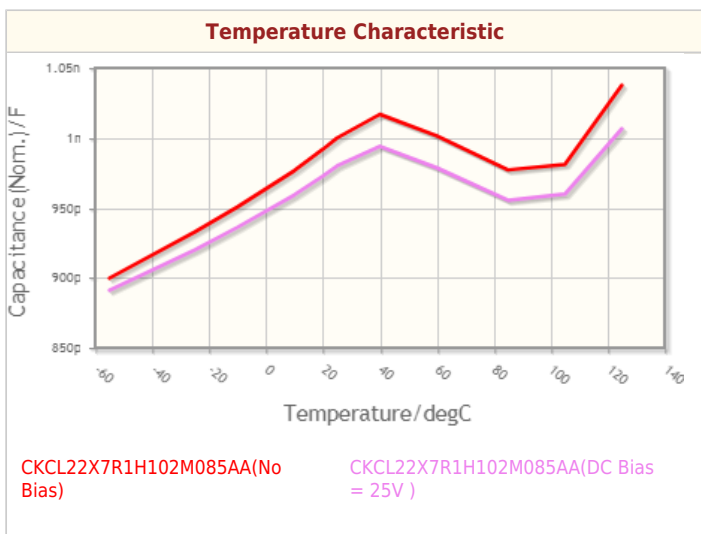
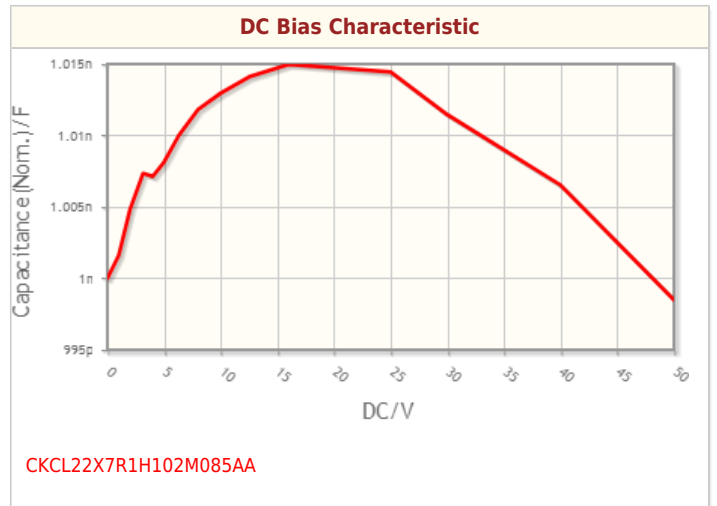
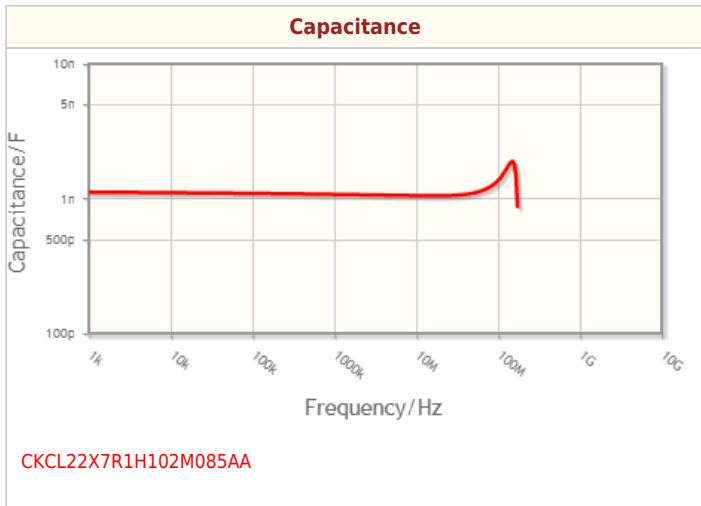
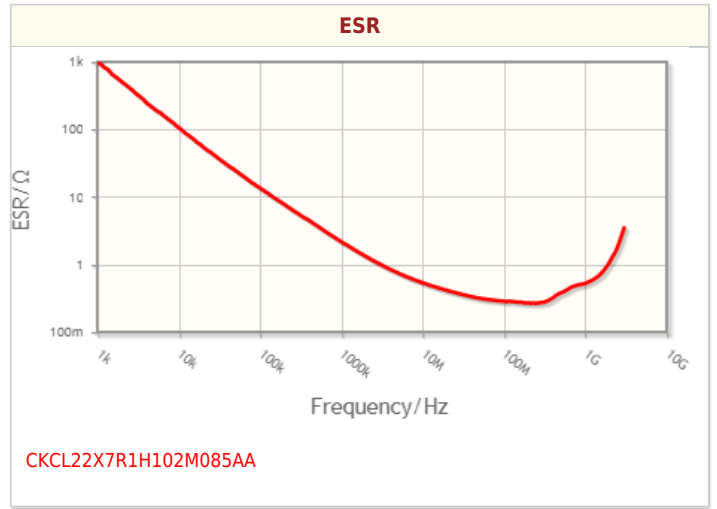
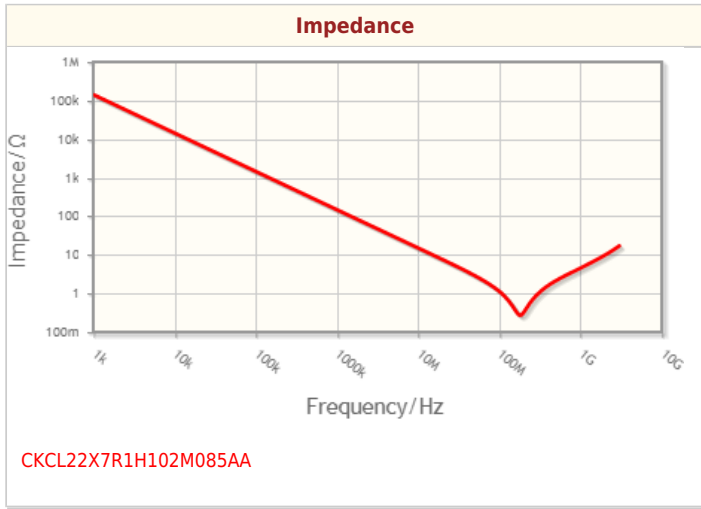
Other	
Soldering Method	Reflow
AEC-Q200	No
Packing	Blister (Plastic)Taping [180mm Reel]
Package Quantity	4000pcs

! Images are for reference only and show exemplary products.  
 ! This PDF document was created based on the data listed on the TDK Corporation website.  
 ! All specifications are subject to change without notice.

CKCL22X7R1H102M085AA



Characteristic Graphs(This is reference data, and does not guarantee the products characteristics.)

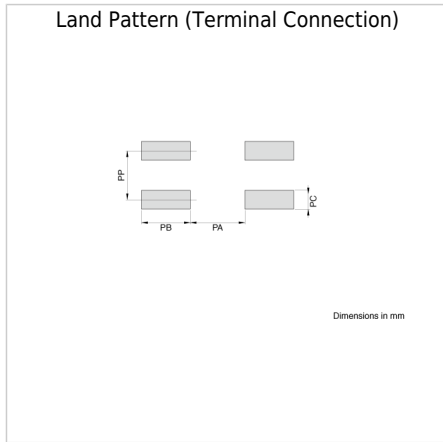


! Images are for reference only and show exemplary products.  
! This PDF document was created based on the data listed on the TDK Corporation website.  
! All specifications are subject to change without notice.

CKCL22X7R1H102M085AA



## Associated Images



! Images are for reference only and show exemplary products.  
! This PDF document was created based on the data listed on the TDK Corporation website.  
! All specifications are subject to change without notice.