

**TDK item description** CGA5H2X7R2A333KT\*\*\*\*

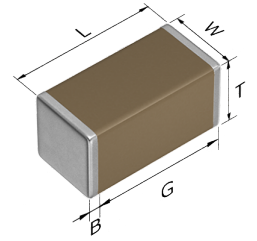
**Applications** Automotive Grade

**Feature** AEC-Q200

Mid Voltage (100 to 630V)

**Series** CGA5(3216) [EIA 1206]

**Status** Production (Not Recommended for New Design)



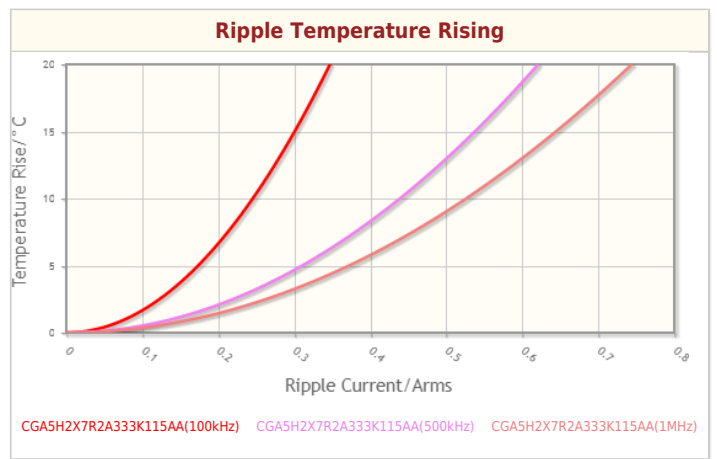
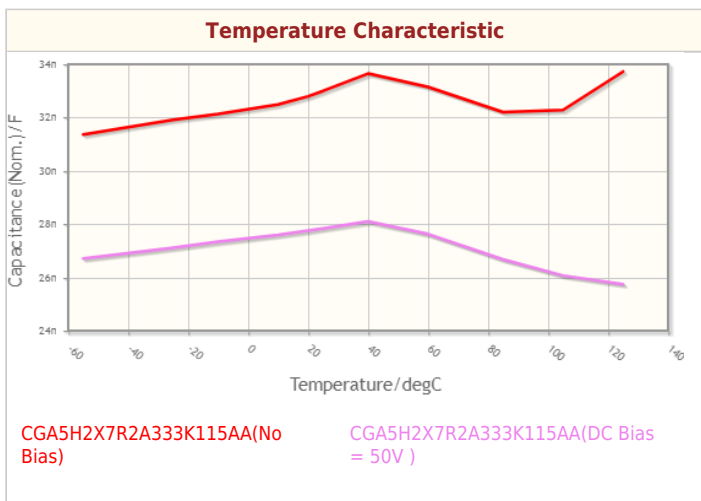
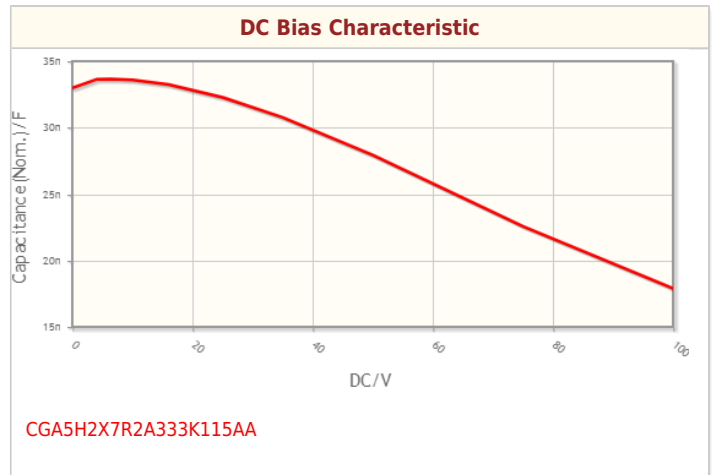
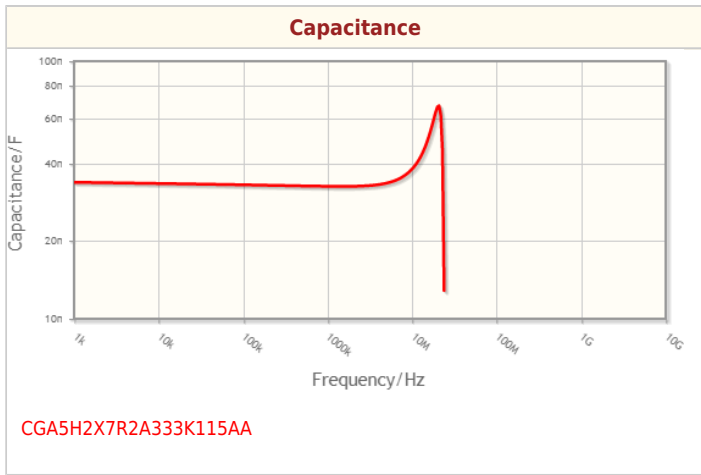
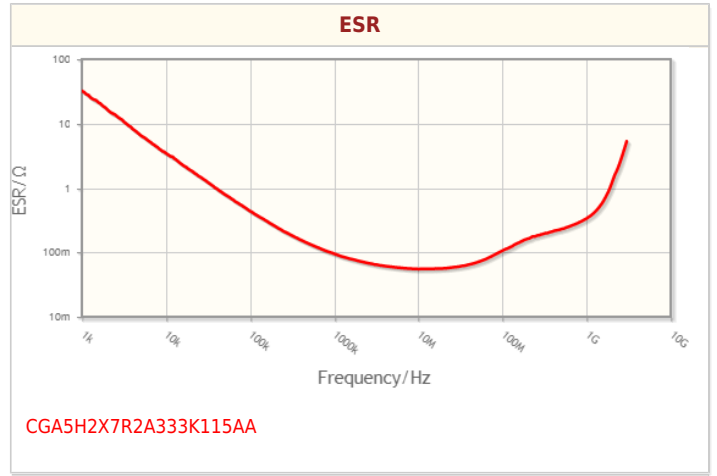
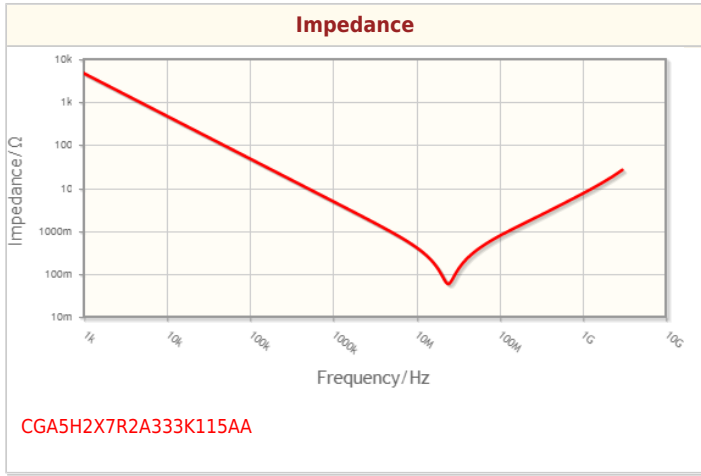
Size	
Length(L)	3.20mm ±0.20mm
Width(W)	1.60mm ±0.20mm
Thickness(T)	1.15mm ±0.15mm
Terminal Width(B)	0.20mm Min.
Terminal Spacing(G)	1.00mm Min.
Recommended Land Pattern (PA)	2.10mm to 2.50mm(Flow Soldering)
	2.00mm to 2.40mm(Reflow Soldering)
Recommended Land Pattern (PB)	1.10mm to 1.30mm(Flow Soldering)
	1.00mm to 1.20mm(Reflow Soldering)
Recommended Land Pattern (PC)	1.00mm to 1.30mm(Flow Soldering)
	1.10mm to 1.60mm(Reflow Soldering)

Electrical Characteristics	
Capacitance	33nF ±10%
Rated Voltage	100VDC
Temperature Characteristic	X7R(±15%)
Dissipation Factor (Max.)	3%
Insulation Resistance (Min.)	10000MΩ

Other	
Soldering Method	Wave (Flow)
	Reflow
AEC-Q200	YES
Packing	Embossed (Plastic)Taping [180mm Reel]
Package Quantity	2000pcs

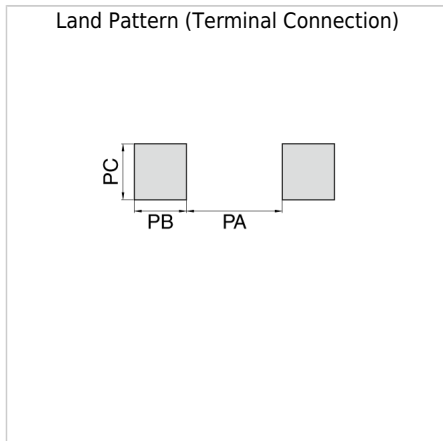
! Images are for reference only and show exemplary products.  
! This PDF document was created based on the data listed on the TDK Corporation website.  
! All specifications are subject to change without notice.

Characteristic Graphs(This is reference data, and does not guarantee the products characteristics.)



! Images are for reference only and show exemplary products.  
! This PDF document was created based on the data listed on the TDK Corporation website.  
! All specifications are subject to change without notice.

## Associated Images



! Images are for reference only and show exemplary products.

! This PDF document was created based on the data listed on the TDK Corporation website.

! All specifications are subject to change without notice.

Copyright(c) TDK Corporation. All rights reserved.

Downloaded from [Arrow.com](http://Arrow.com)