

High Voltage Ceramic Disc Capacitors, Rated 4 to 15 kVDC, Temp. Char. Y5T

Series: **MDU**

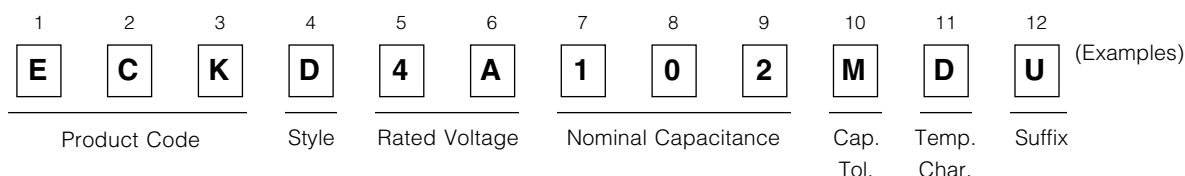
■ Features

- Wide products range of 4 to 15 kVDC
- Voltage stable type dielectric materials applied for high voltage application
- Flame-retardant insulating coating applied

■ Recommended Applications

- High voltage power supply
- High voltage circuit of TV and CRT display
- High voltage DC circuit

■ Explanation of Part Numbers



■ Specifications

Characteristics	Specifications
Operating Temperature Range	-25 to 85 °C
Rated Voltage	4 kVDC to 15 kVDC
Dielectric Withstanding Voltage*	150 % of the rated voltage for 1 to 5 seconds
Capacitance	Within tolerance, when measured at 1 kHz±20 %, 1 to 5 Vrms, and 20 °C
Dissipation Factor (tan δ)	0.025 max. at 1 kHz±20 %, 1 to 5 Vrms, and 20 °C
Insulation Resistance	10000 MΩ min. at 500 VDC and 1 minute electrification
Temperature Characteristics	Capacitance Change: +20, -30 % max. over the temperature range of -25 to 85 °C

* Dielectric Withstanding Voltage test for the rated voltage of 6 kVDC and above shall be conducted in insulating oil.

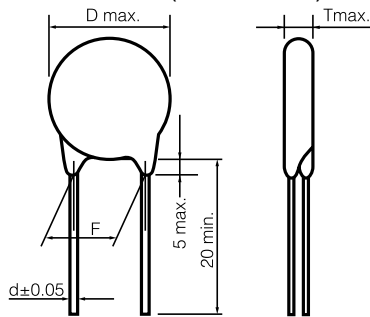
■ Precautions for Handling

See Page 84 to 86

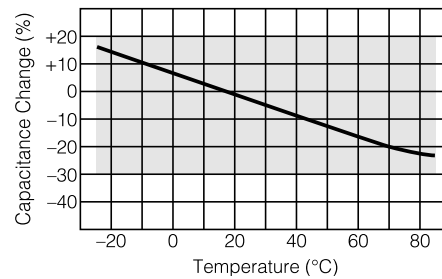
■ Packaging Informations

See Page 87 to 88

■ Dimensions in mm (not to scale)



■ Typical Temperature Characteristics



■ Ratings and Characteristics

Rated Voltage	Part Number	Capacitance		Dimensions in mm			
		Nominal Cap. (pF)	Tolerance (%)	D max.	T max.	F	d
4 kVDC	ECKD3G101MDU	100	±20	7.0	7.0	7.5±2.0	0.65
	ECKD3G151MDU	150	±20	7.0	7.0	7.5±2.0	0.65
	ECKD3G221MDU	220	±20	7.0	7.0	7.5±2.0	0.65
	ECKD3G331MDU	330	±20	8.0	7.0	7.5±2.0	0.65
	ECKD3G471MDU	470	±20	8.5	7.0	7.5±2.0	0.65
	ECKD3G681MDU	680	±20	9.5	7.0	10.0±2.0	0.65
	ECKD3G102MDU	1000	±20	11.5	7.0	10.0±2.0	0.65
	ECKD3G152MDU	1500	±20	13.5	7.0	10.0±2.0	0.65
6 kVDC	ECKD3G222MDU	2200	±20	16.0	7.0	10.0±2.0	0.65
	ECKD3J101MDU	100	±20	8.0	8.0	10.0±2.0	0.65
	ECKD3J151MDU	150	±20	8.0	8.0	10.0±2.0	0.65
	ECKD3J221MDU	220	±20	8.0	8.0	10.0±2.0	0.65
	ECKD3J331MDU	330	±20	10.5	8.0	10.0±2.0	0.80
	ECKD3J471MDU	470	±20	11.5	8.0	10.0±2.0	0.80
	ECKD3J681MDU	680	±20	13.0	8.0	10.0±2.0	0.80
	ECKD3J102MDU	1000	±20	15.0	8.0	10.0±2.0	0.80
8 kVDC	ECKD3J152MDU	1500	±20	17.5	8.0	10.0±2.0	0.80
	ECKD3J222MDU	2200	±20	21.5	8.0	10.0±2.0	0.80
	ECKD3K101MDU	100	±20	8.0	9.0	10.0±2.0	0.65
	ECKD3K151MDU	150	±20	8.0	9.0	10.0±2.0	0.65
	ECKD3K221MDU	220	±20	8.5	9.0	10.0±2.0	0.65
	ECKD3K331MDU	330	±20	10.0	9.0	10.0±2.0	0.65
	ECKD3K471MDU	470	±20	11.5	9.0	10.0±2.0	0.80
	ECKD3K681MDU	680	±20	13.5	9.0	10.0±2.0	0.80
10 kVDC	ECKD3K102MDU	1000	±20	16.5	9.0	10.0±2.0	0.80
	ECKD3K152MDU	1500	±20	18.5	9.0	10.0±2.0	0.80
	ECKD4A101MDU	100	±20	8.0	9.0	10.0±2.0	0.65
	ECKD4A151MDU	150	±20	8.5	9.0	10.0±2.0	0.65
	ECKD4A221MDU	220	±20	9.5	9.0	10.0±2.0	0.65
	ECKD4A331MDU	330	±20	11.5	9.0	10.0±2.0	0.80
	ECKD4A471MDU	470	±20	13.0	9.0	10.0±2.0	0.80
15 kVDC	ECKD4A681MDU	680	±20	15.0	9.0	10.0±2.0	0.80
	ECKD4A102MDU	1000	±20	16.5	9.0	10.0±2.0	0.80
	ECKD4C101MDU	100	±20	8.0	10.0	10.0±2.0	0.65
	ECKD4C151MDU	150	±20	9.0	10.0	10.0±2.0	0.65
	ECKD4C221MDU	220	±20	10.0	10.0	10.0±2.0	0.65
	ECKD4C331MDU	330	±20	11.5	10.0	10.0±2.0	0.80
	ECKD4C471MDU	470	±20	13.5	10.0	10.0±2.0	0.80
15 kVDC	ECKD4C681MDU	680	±20	15.0	10.0	12.5±2.0	0.80
	ECKD4C102MDU	1000	±20	19.0	10.0	12.5±2.0	0.80

Design, Specifications are subject to change without notice. Ask factory for technical specifications before purchase and/or use. Whenever a doubt about safety arises from this product, please inform us immediately for technical consultation without fail.