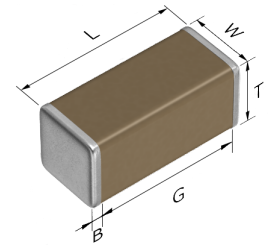


TDK item description C4520X7R3D102KT****

Applications	Commercial Grade Please refer to Part No. CGA7K1X7R3D102K130KA for Automotive use.
Feature	High Voltage (1000V and over)
Series	C4520 [EIA 1808]
Status	Production



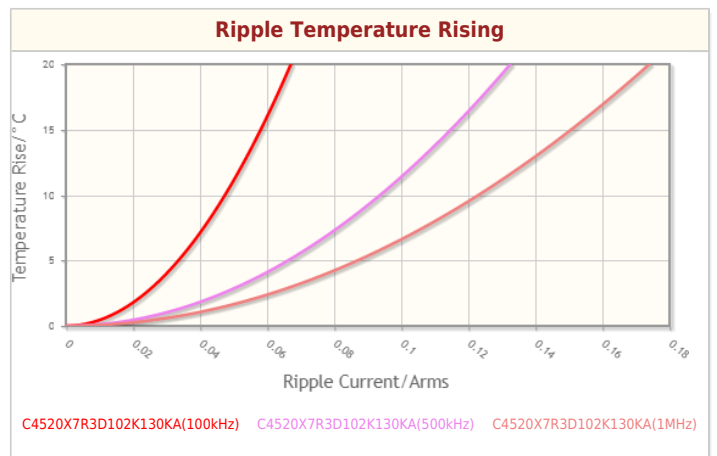
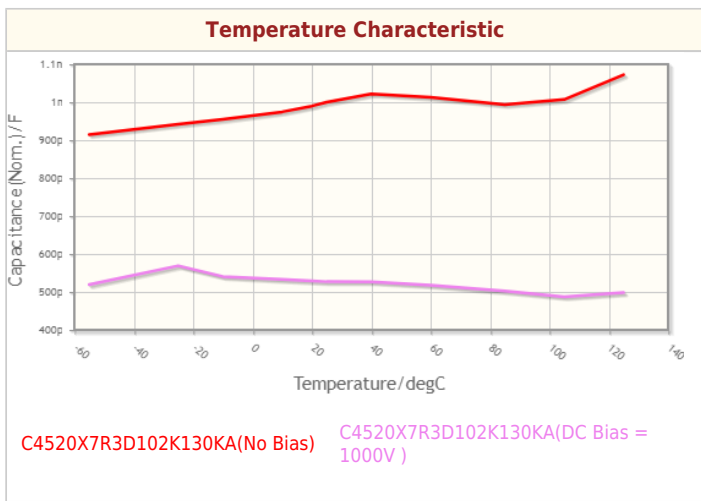
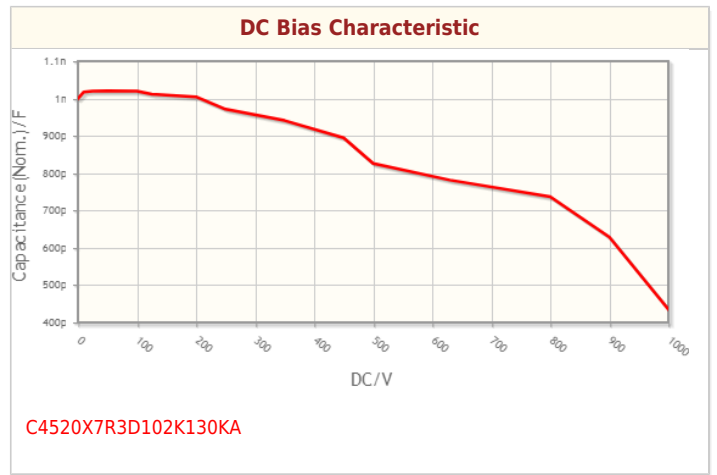
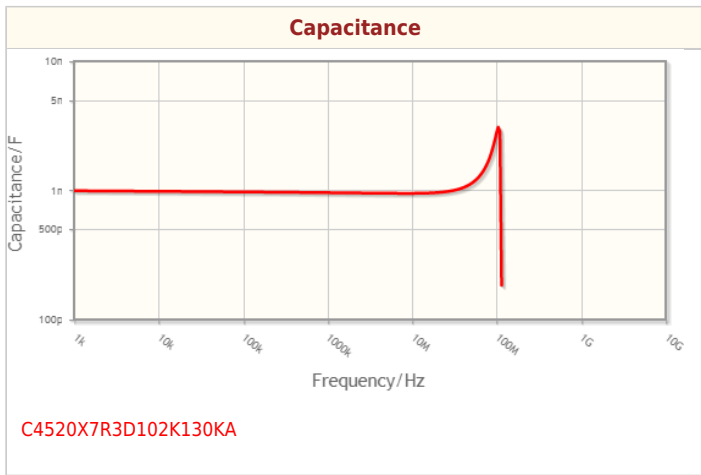
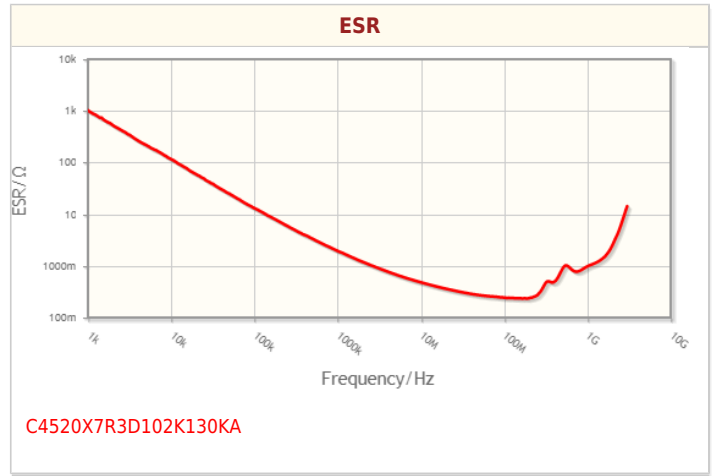
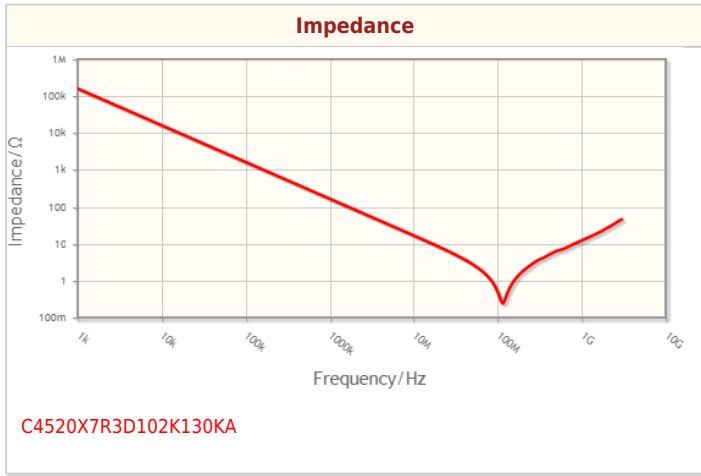
Size	
Length(L)	4.50mm ±0.40mm
Width(W)	2.00mm ±0.20mm
Thickness(T)	1.30mm ±0.20mm
Terminal Width(B)	0.20mm Min.
Terminal Spacing(G)	
Recommended Land Pattern (PA)	3.10mm to 3.70mm
Recommended Land Pattern (PB)	1.20mm to 1.40mm
Recommended Land Pattern (PC)	1.50mm to 2.00mm
Recommended Slit Pattern (SD)	1.00mm to 1.30mm

Electrical Characteristics	
Capacitance	1nF ±10%
Rated Voltage	2kVDC
Temperature Characteristic	X7R(±15%)
Dissipation Factor (Max.)	3%
Insulation Resistance (Min.)	10000MΩ

Other	
Soldering Method	Reflow
AEC-Q200	NO
Packing	Embossed (Plastic)Taping [180mm Reel]
Package Quantity	1000pcs

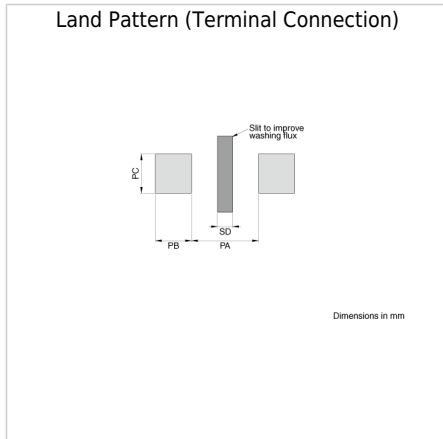
! Images are for reference only and show exemplary products.
 ! This PDF document was created based on the data listed on the TDK Corporation website.
 ! All specifications are subject to change without notice.

Characteristic Graphs(This is reference data, and does not guarantee the products characteristics.)



! Images are for reference only and show exemplary products.
! This PDF document was created based on the data listed on the TDK Corporation website.
! All specifications are subject to change without notice.

Associated Images



! Images are for reference only and show exemplary products.

! This PDF document was created based on the data listed on the TDK Corporation website.

! All specifications are subject to change without notice.

Copyright(c) TDK Corporation. All rights reserved.

Downloaded from Arrow.com