

TDK item description CGA2B2X7R1E223KT****

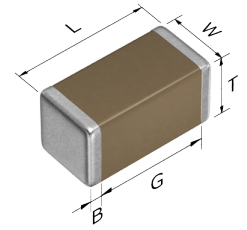
Applications Automotive Grade

Feature AEC-Q200

General (Up to 50V)

Series CGA2(1005) [EIA 0402]

Status Production



Size

Length(L)	1.00mm ±0.05mm
Width(W)	0.50mm ±0.05mm
Thickness(T)	0.50mm ±0.05mm
Terminal Width(B)	0.10mm Min.
Terminal Spacing(G)	0.30mm Min.
Recommended Land Pattern (PA)	0.30mm to 0.50mm
Recommended Land Pattern (PB)	0.35mm to 0.45mm
Recommended Land Pattern (PC)	0.40mm to 0.60mm

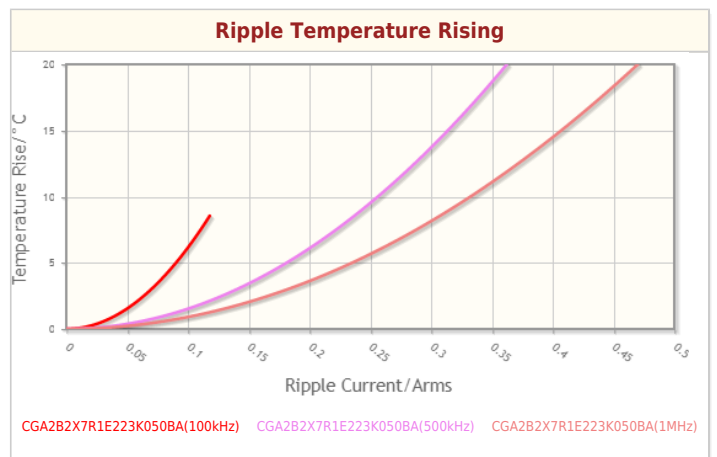
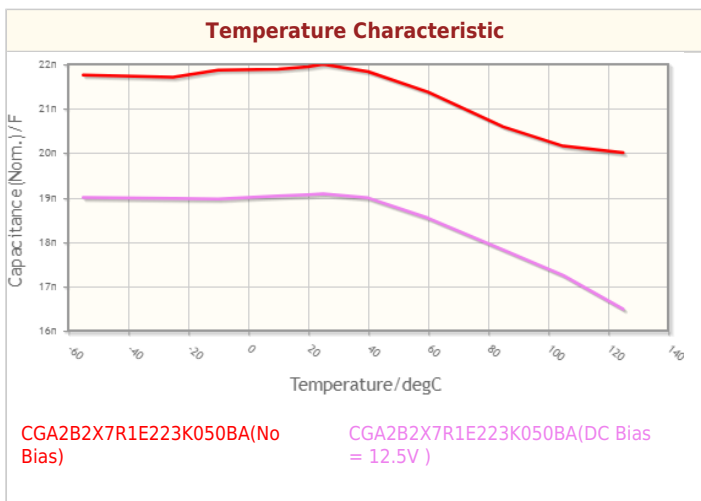
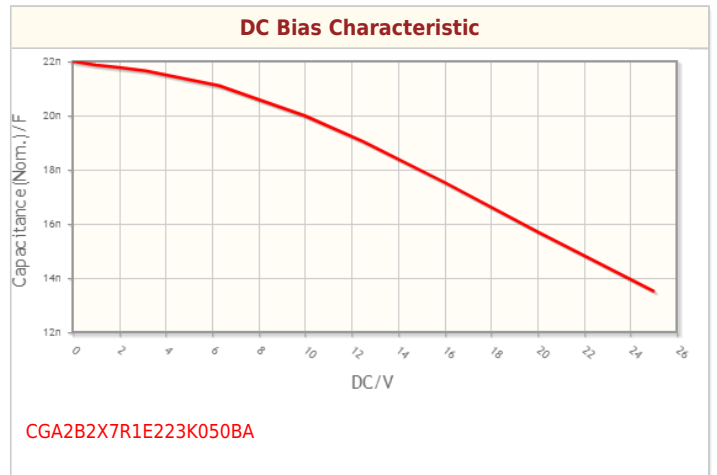
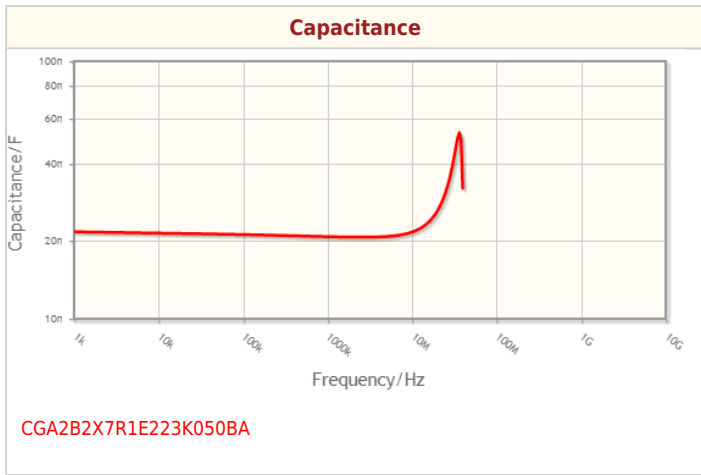
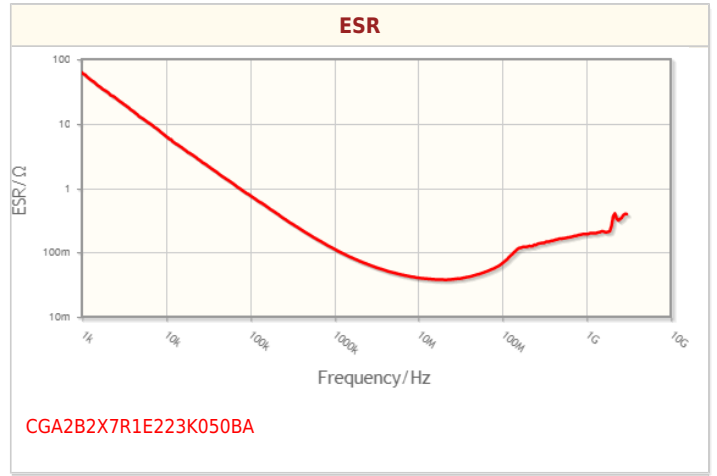
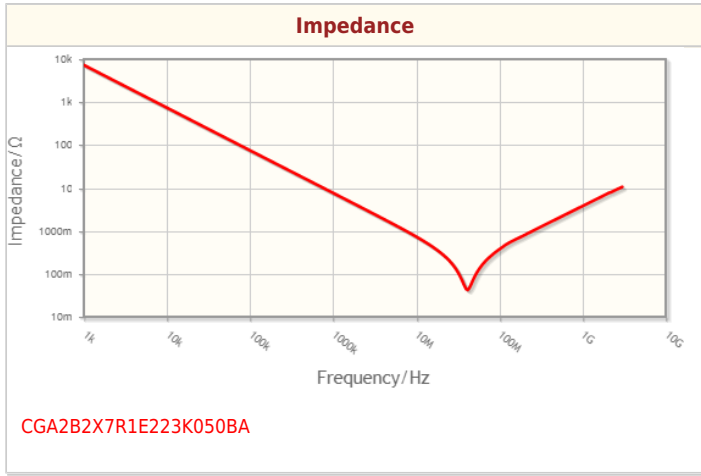
Electrical Characteristics

Capacitance	22nF ±10%
Rated Voltage	25VDC
Temperature Characteristic	X7R(±15%)
Dissipation Factor (Max.)	3%
Insulation Resistance (Min.)	10000MΩ

Other

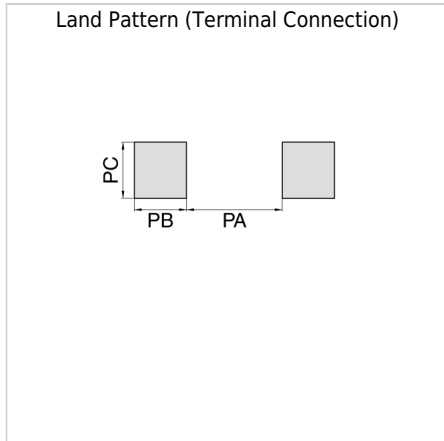
Soldering Method	Reflow
AEC-Q200	YES
Packing	Punched (Paper)Taping [180mm Reel]
Package Quantity	10000pcs

Characteristic Graphs(This is reference data, and does not guarantee the products characteristics.)



! Images are for reference only and show exemplary products.
! This PDF document was created based on the data listed on the TDK Corporation website.
! All specifications are subject to change without notice.

Associated Images



! Images are for reference only and show exemplary products.

! This PDF document was created based on the data listed on the TDK Corporation website.

! All specifications are subject to change without notice.

Copyright(c) TDK Corporation. All rights reserved.

Downloaded from Arrow.com