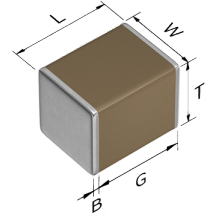


TDK item description C3225X7R1A226KT****

Applications	Commercial Grade
Feature	General General (Up to 75V)
Series	C3225 [EIA 1210]
Status	Production (Not Recommended for New Design) Recommended Alternate Part No. : C3225X7R1C226M250AC (Interchangeability is not guaranteed.)



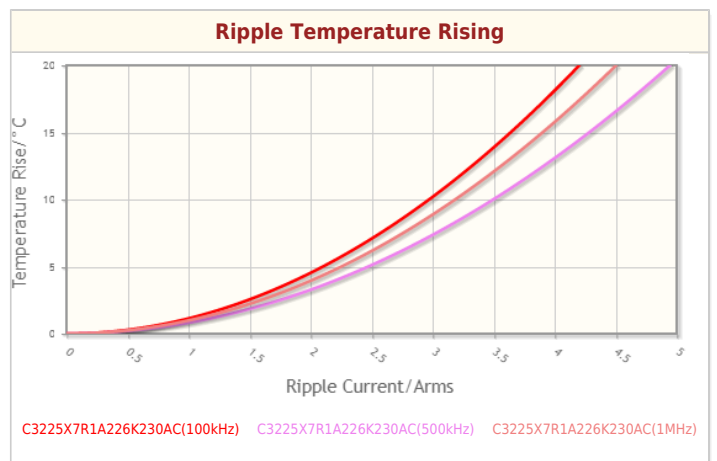
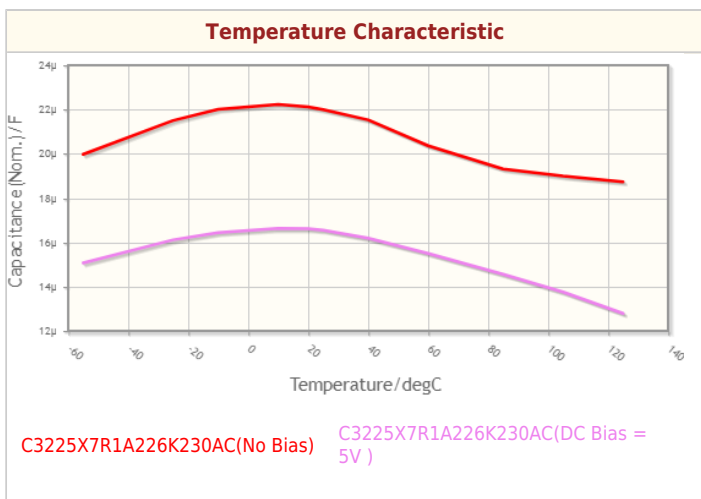
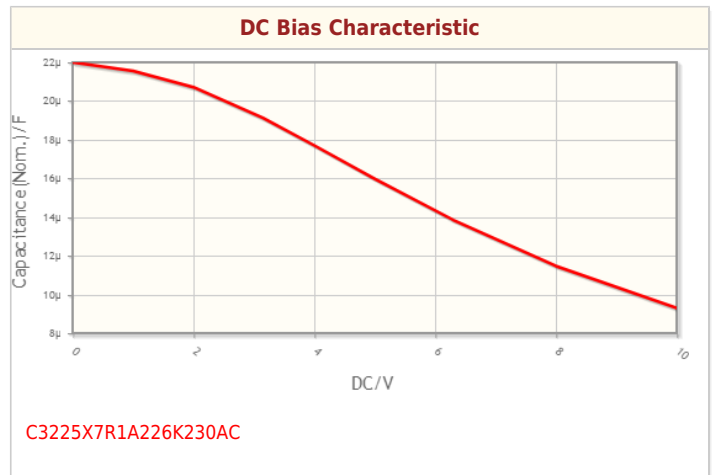
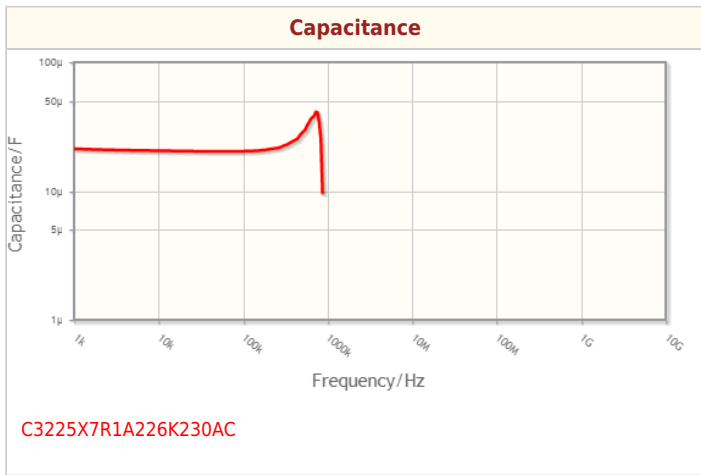
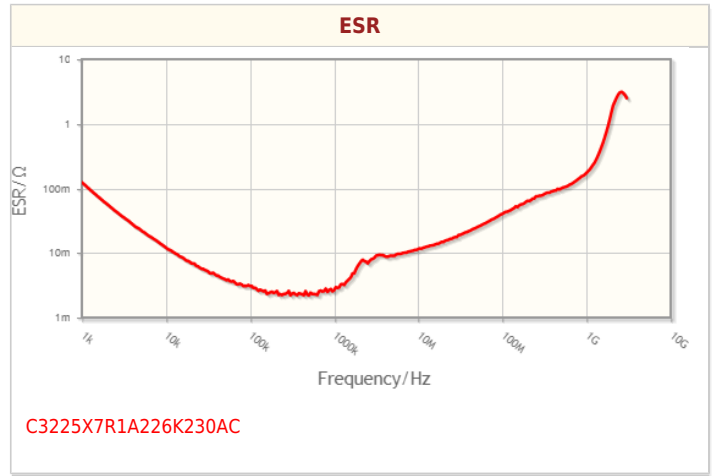
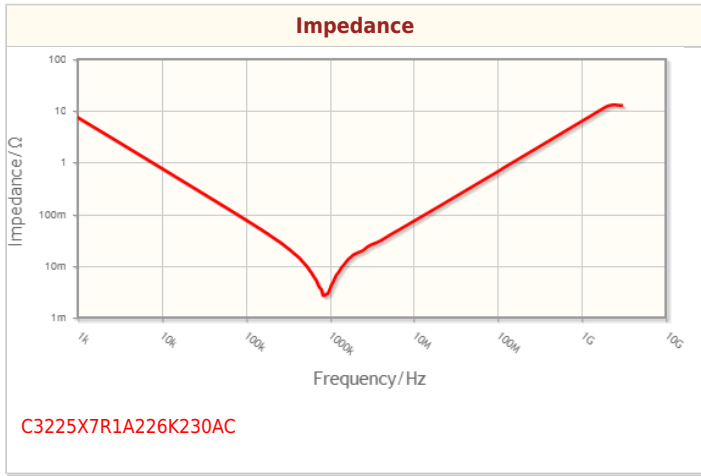
Size	
Length(L)	3.20mm ±0.40mm
Width(W)	2.50mm ±0.30mm
Thickness(T)	2.30mm ±0.20mm
Terminal Width(B)	0.20mm Min.
Terminal Spacing(G)	
Recommended Land Pattern (PA)	2.00mm to 2.40mm
Recommended Land Pattern (PB)	1.00mm to 1.20mm
Recommended Land Pattern (PC)	1.90mm to 2.50mm

Electrical Characteristics	
Capacitance	22µF ±10%
Rated Voltage	10VDC
Temperature Characteristic	X7R(±15%)
Dissipation Factor (Max.)	7.5%
Insulation Resistance (Min.)	4MΩ

Other	
Soldering Method	Reflow
AEC-Q200	NO
Packing	Embossed (Plastic)Taping [180mm Reel]
Package Quantity	1000pcs

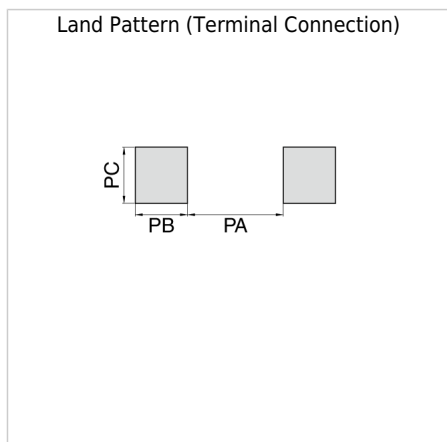
! Images are for reference only and show exemplary products.
 ! This PDF document was created based on the data listed on the TDK Corporation website.
 ! All specifications are subject to change without notice.

Characteristic Graphs(This is reference data, and does not guarantee the products characteristics.)



! Images are for reference only and show exemplary products.
! This PDF document was created based on the data listed on the TDK Corporation website.
! All specifications are subject to change without notice.

Associated Images



! Images are for reference only and show exemplary products.

! This PDF document was created based on the data listed on the TDK Corporation website.

! All specifications are subject to change without notice.

Copyright(c) TDK Corporation. All rights reserved.

Downloaded from Arrow.com