

TDK item description CGA3E2X7R1H104KT***B

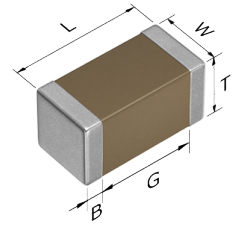
Applications Automotive Grade

Feature AEC-Q200

Conductive Epoxy Application

Series CGA3(1608) [EIA 0603]

Status Production



Size

Length(L)	1.60mm ±0.15mm
Width(W)	0.80mm ±0.15mm
Thickness(T)	0.80mm ±0.15mm
Terminal Width(B)	0.20mm Min.
Terminal Spacing(G)	0.30mm Min.
Recommended Land Pattern (PA)	0.70mm to 1.00mm(Flow Soldering)
	0.60mm to 0.80mm(Reflow Soldering)
Recommended Land Pattern (PB)	0.80mm to 1.00mm(Flow Soldering)
	0.60mm to 0.80mm(Reflow Soldering)
Recommended Land Pattern (PC)	0.60mm to 0.80mm(Flow Soldering)
	0.60mm to 0.80mm(Reflow Soldering)

Electrical Characteristics

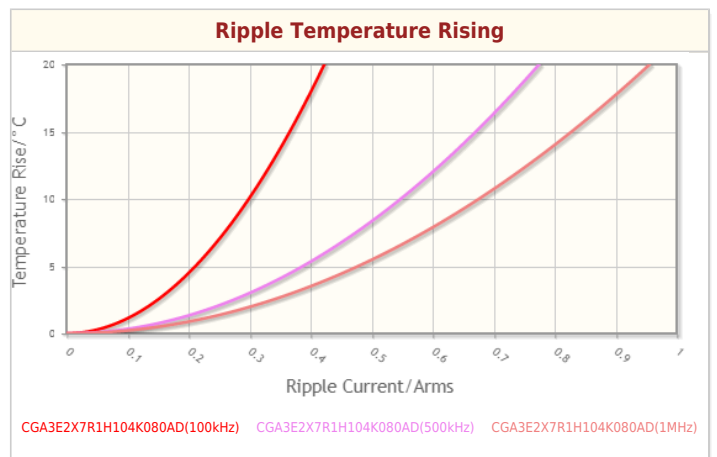
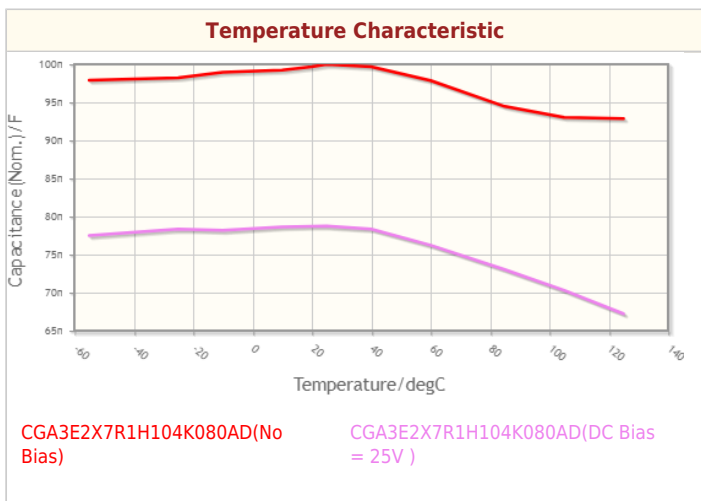
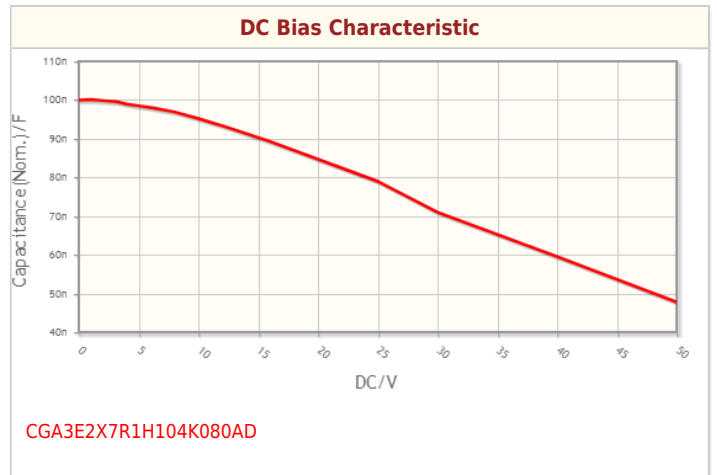
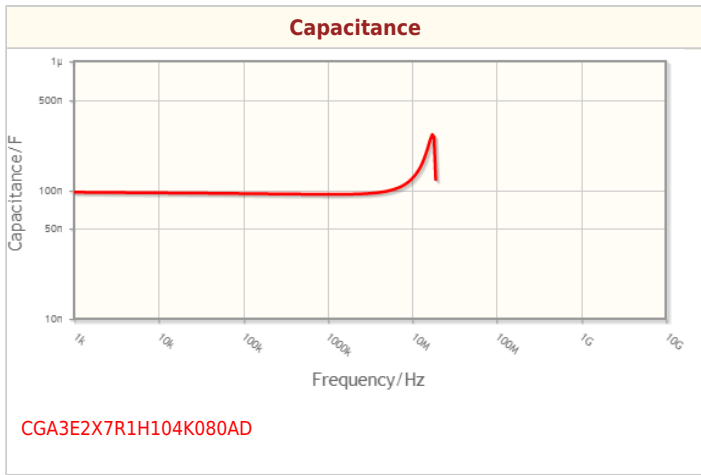
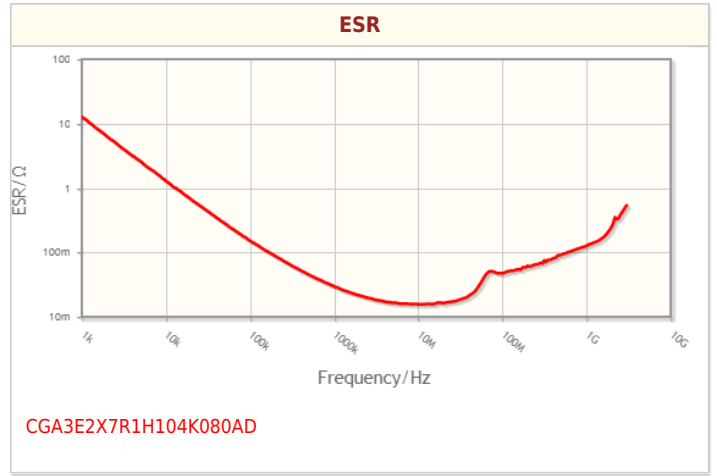
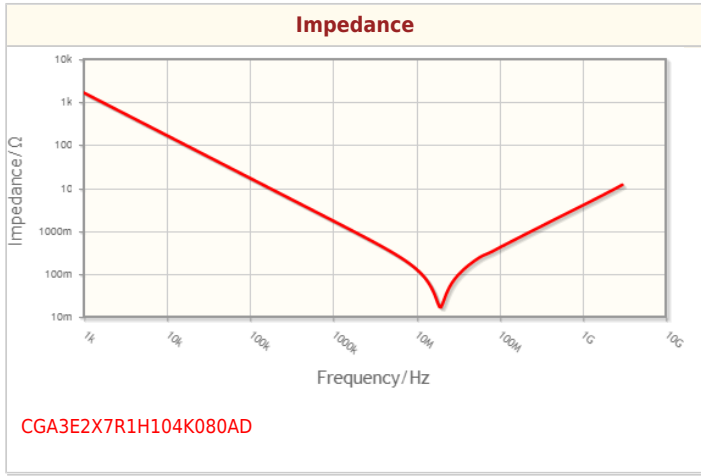
Capacitance	100nF ±10%
Rated Voltage	50VDC
Temperature Characteristic	X7R(±15%)
Dissipation Factor (Max.)	3%
Insulation Resistance (Min.)	5000MΩ

Other

Soldering Method	Conductive Epoxy
AEC-Q200	YES
Packing	Punched (Paper)Taping [180mm Reel]
Package Quantity	4000pcs

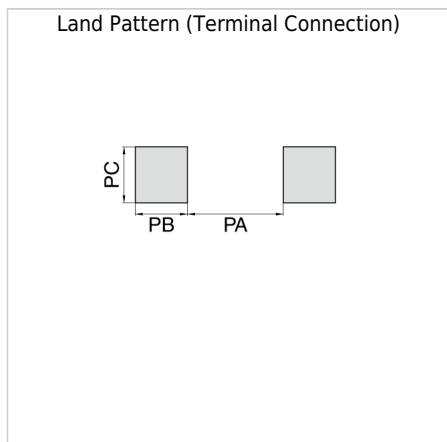
! Images are for reference only and show exemplary products.
! This PDF document was created based on the data listed on the TDK Corporation website.
! All specifications are subject to change without notice.

Characteristic Graphs(This is reference data, and does not guarantee the products characteristics.)



! Images are for reference only and show exemplary products.
! This PDF document was created based on the data listed on the TDK Corporation website.
! All specifications are subject to change without notice.

Associated Images



! Images are for reference only and show exemplary products.

! This PDF document was created based on the data listed on the TDK Corporation website.

! All specifications are subject to change without notice.

Copyright(c) TDK Corporation. All rights reserved.

Downloaded from Arrow.com