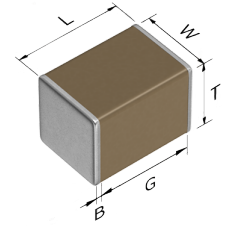


**TDK item description** C4532X7R2A225MT\*\*\*\*

<b>Applications</b>	Commercial Grade Please refer to Part No. <a href="#">CGA8N2X7R2A225M230KA</a> for Automotive use.
<b>Feature</b>	Mid Voltage (100 to 630V)
<b>Series</b>	C4532 [EIA 1812]
<b>Status</b>	Production (Not Recommended for New Design) Recommended Alternate Part No. : <a href="#">C4532X7R2A225K230KA</a> (Interchangeability is not guaranteed.)



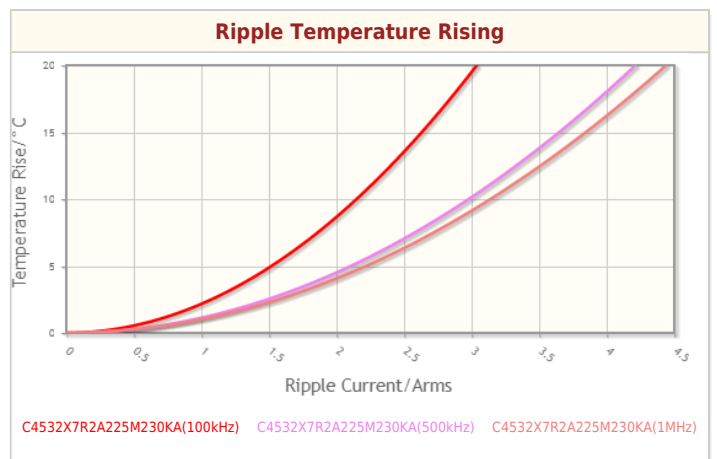
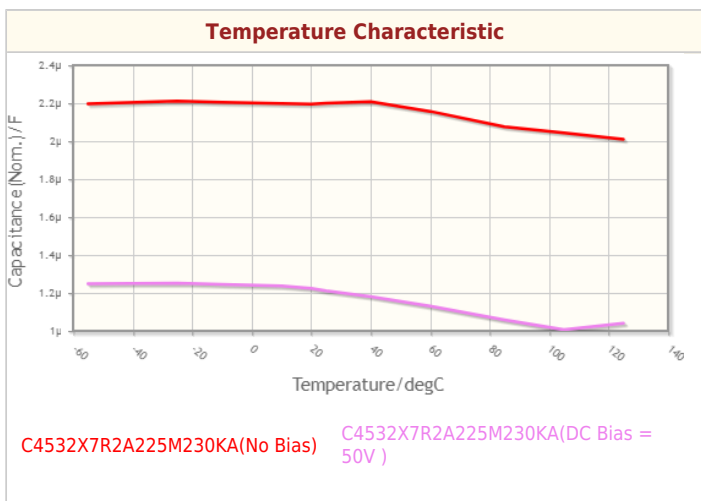
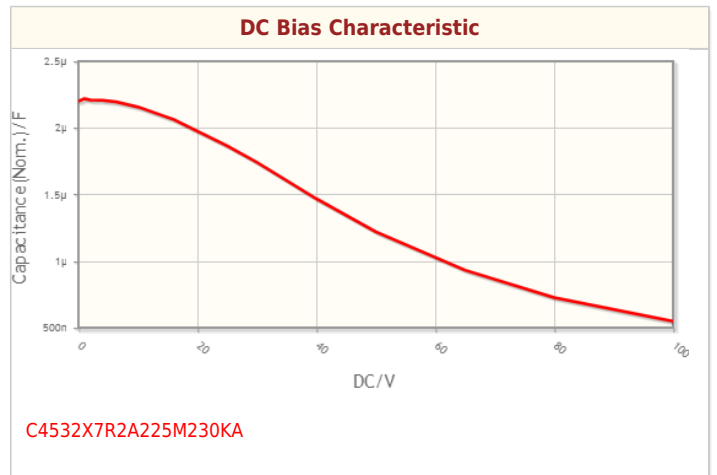
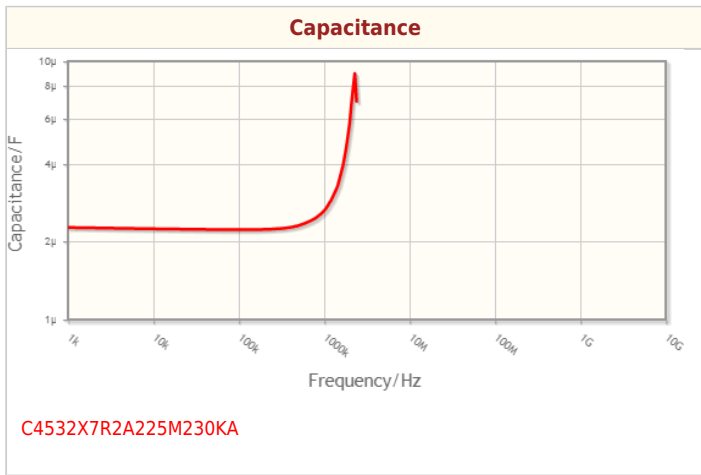
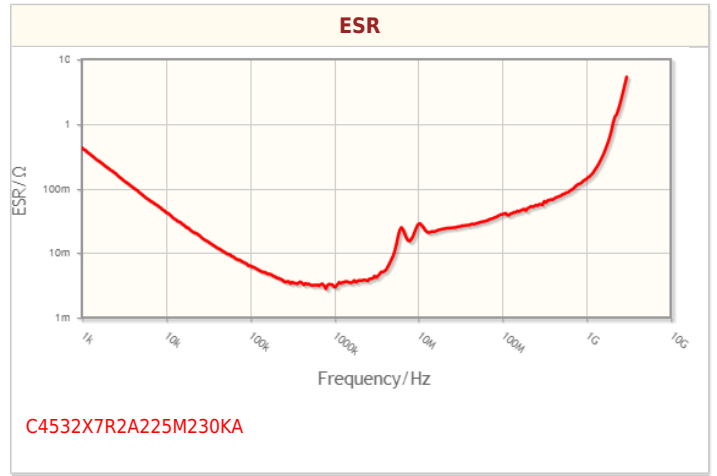
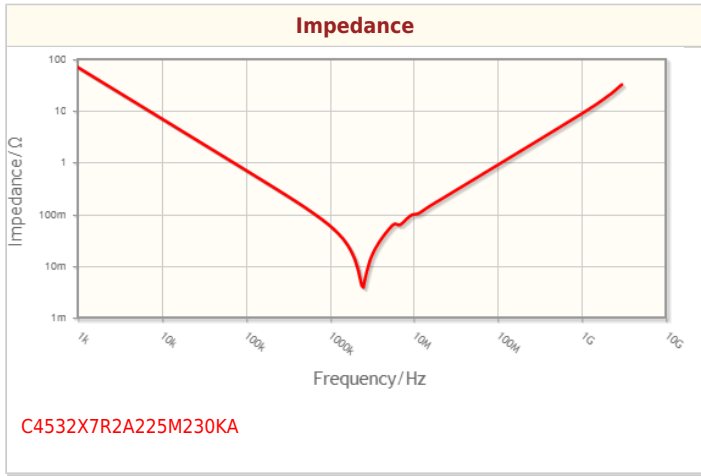
Size	
Length(L)	4.50mm ±0.40mm
Width(W)	3.20mm ±0.40mm
Thickness(T)	2.30mm ±0.20mm
Terminal Width(B)	0.20mm Min.
Terminal Spacing(G)	
Recommended Land Pattern (PA)	3.10mm to 3.70mm
Recommended Land Pattern (PB)	1.20mm to 1.40mm
Recommended Land Pattern (PC)	2.40mm to 3.20mm

Electrical Characteristics	
Capacitance	2.2µF ±20%
Rated Voltage	100VDC
Temperature Characteristic	X7R(±15%)
Dissipation Factor (Max.)	3%
Insulation Resistance (Min.)	227MΩ

Other	
Soldering Method	Reflow
AEC-Q200	NO
Packing	Embossed (Plastic)Taping [180mm Reel]
Package Quantity	500pcs

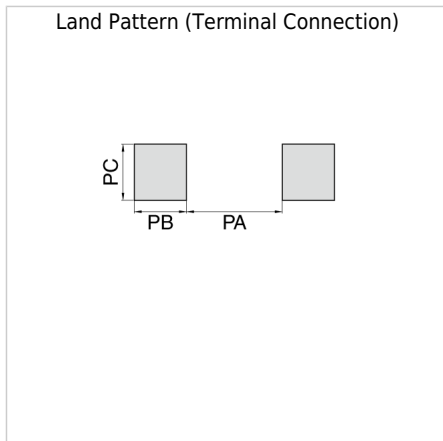
! Images are for reference only and show exemplary products.  
 ! This PDF document was created based on the data listed on the TDK Corporation website.  
 ! All specifications are subject to change without notice.

Characteristic Graphs(This is reference data, and does not guarantee the products characteristics.)



! Images are for reference only and show exemplary products.  
! This PDF document was created based on the data listed on the TDK Corporation website.  
! All specifications are subject to change without notice.

## Associated Images



! Images are for reference only and show exemplary products.

! This PDF document was created based on the data listed on the TDK Corporation website.

! All specifications are subject to change without notice.

Copyright(c) TDK Corporation. All rights reserved.

Downloaded from [Arrow.com](http://Arrow.com)