

**TDK item description** CGA4J3X7R2E103KT\*\*\*\*

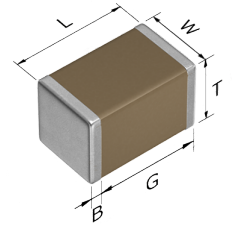
**Applications** Automotive Grade

**Feature** AEC-Q200

Mid Voltage (100 to 630V)

**Series** CGA4(2012) [EIA 0805]

**Status** Production



### Size

Length(L)	2.00mm ±0.20mm
Width(W)	1.25mm ±0.20mm
Thickness(T)	1.25mm ±0.20mm
Terminal Width(B)	0.20mm Min.
Terminal Spacing(G)	0.50mm Min.
Recommended Land Pattern (PA)	1.00mm to 1.30mm(Flow Soldering)
	0.90mm to 1.20mm(Reflow Soldering)
Recommended Land Pattern (PB)	1.00mm to 1.20mm(Flow Soldering)
	0.70mm to 0.90mm(Reflow Soldering)
Recommended Land Pattern (PC)	0.80mm to 1.10mm(Flow Soldering)
	0.90mm to 1.20mm(Reflow Soldering)

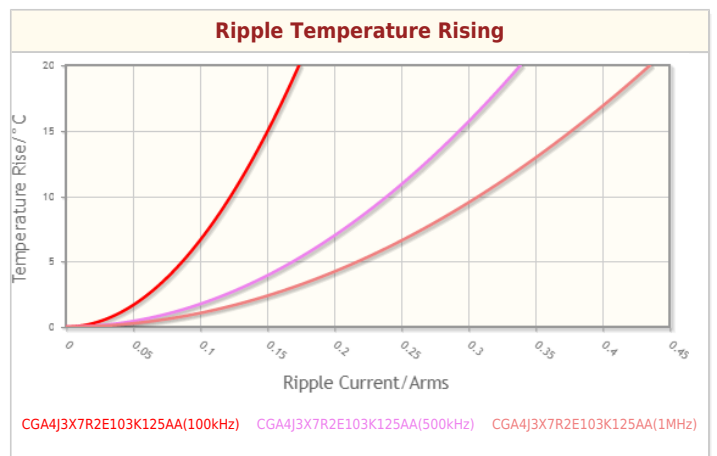
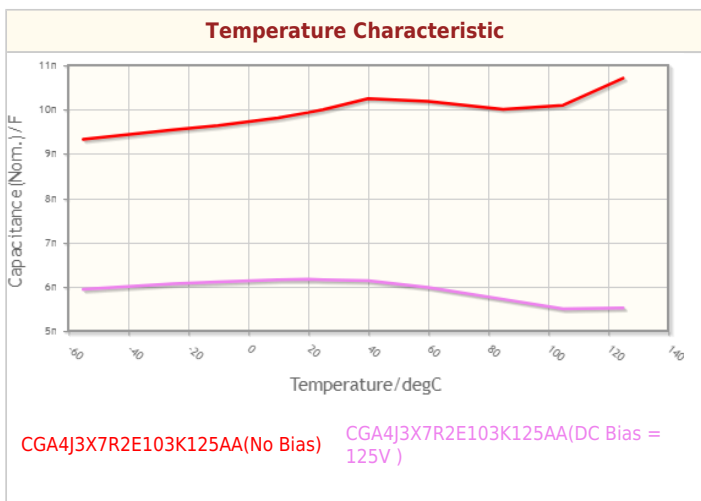
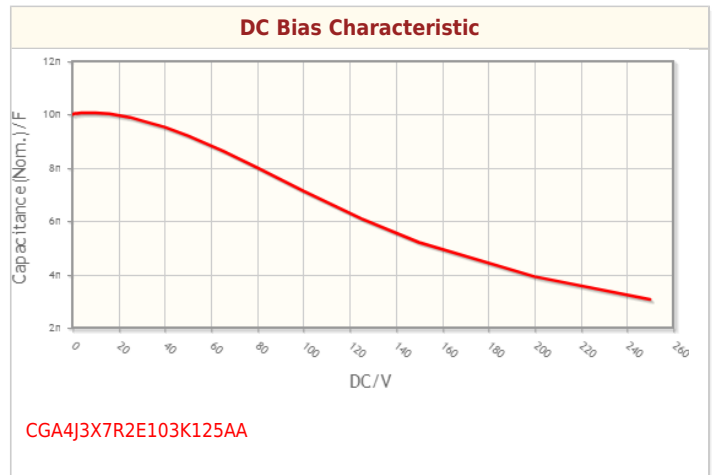
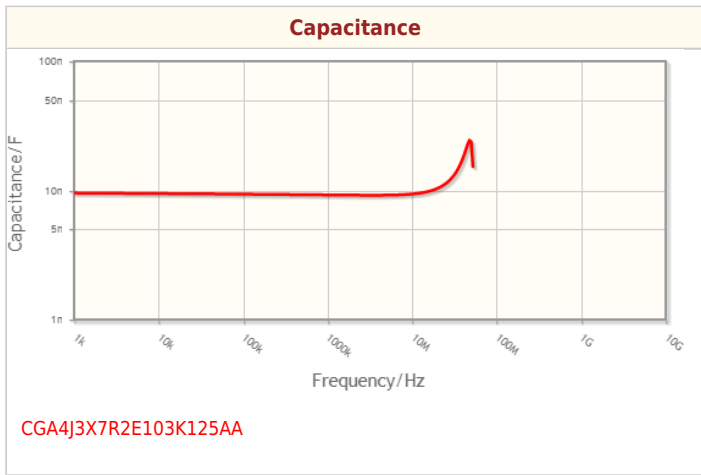
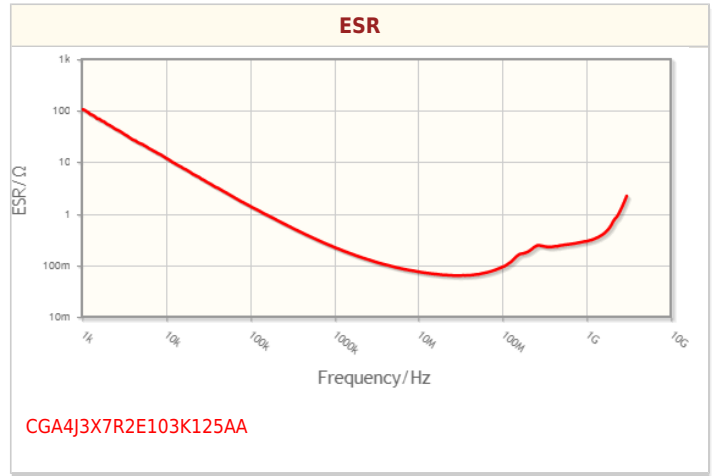
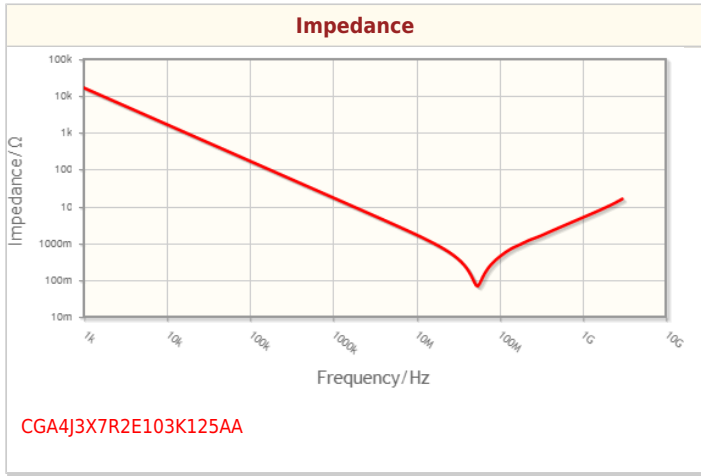
### Electrical Characteristics

Capacitance	10nF ±10%
Rated Voltage	250VDC
Temperature Characteristic	X7R(±15%)
Dissipation Factor (Max.)	3%
Insulation Resistance (Min.)	10000MΩ

### Other

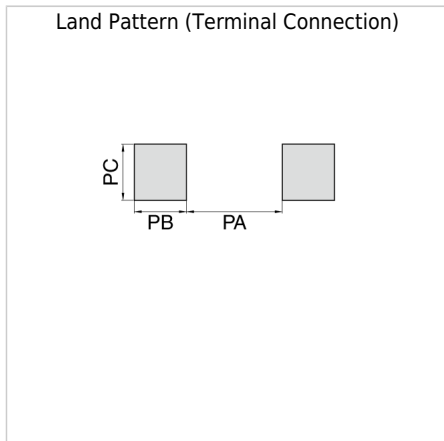
Soldering Method	Wave (Flow)
	Reflow
AEC-Q200	YES
Packing	Embossed (Plastic)Taping [180mm Reel]
Package Quantity	2000pcs

Characteristic Graphs(This is reference data, and does not guarantee the products characteristics.)



! Images are for reference only and show exemplary products.  
! This PDF document was created based on the data listed on the TDK Corporation website.  
! All specifications are subject to change without notice.

## Associated Images



! Images are for reference only and show exemplary products.

! This PDF document was created based on the data listed on the TDK Corporation website.

! All specifications are subject to change without notice.

Copyright(c) TDK Corporation. All rights reserved.

Downloaded from [Arrow.com](http://Arrow.com)