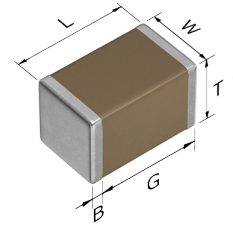


**TDK item description** C2012X7S2A105KT\*\*S

<b>Applications</b>	Commercial Grade Please refer to Part No. <a href="#">CGA4J3X7S2A105K125AE</a> for Automotive use.
<b>Feature</b>	Mid Voltage (100 to 630V) Soft Termination
<b>Series</b>	C2012 [EIA 0805]
<b>Status</b>	Production



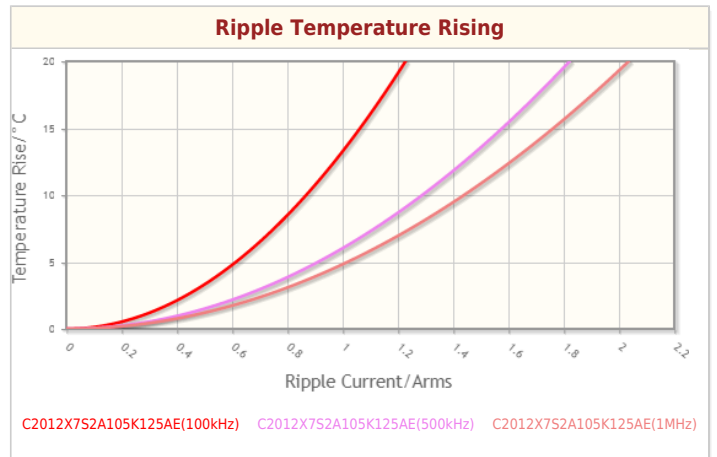
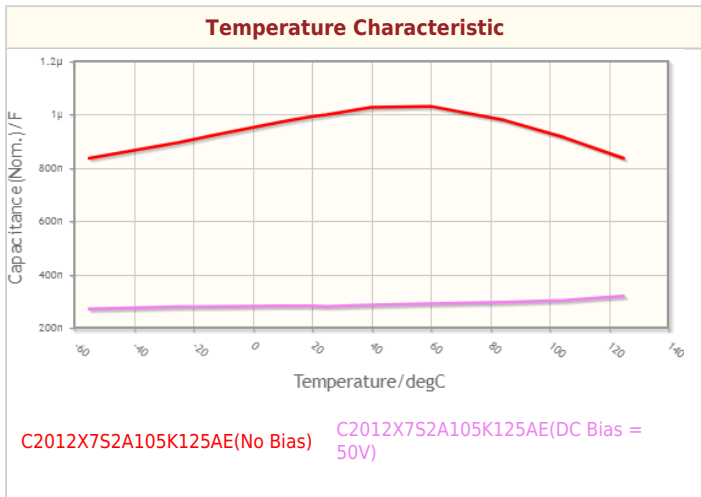
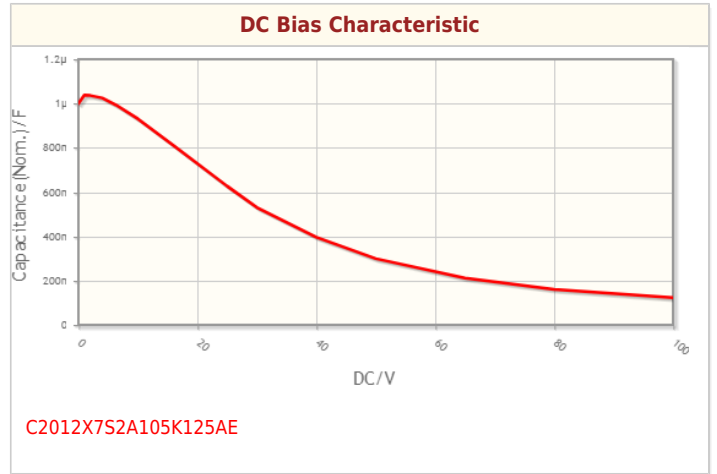
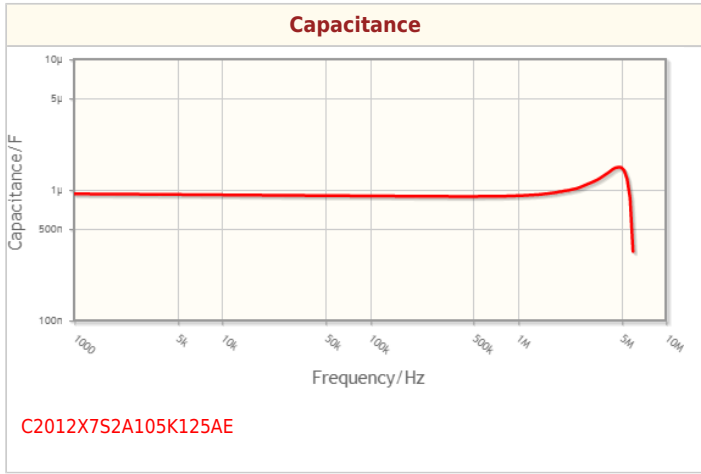
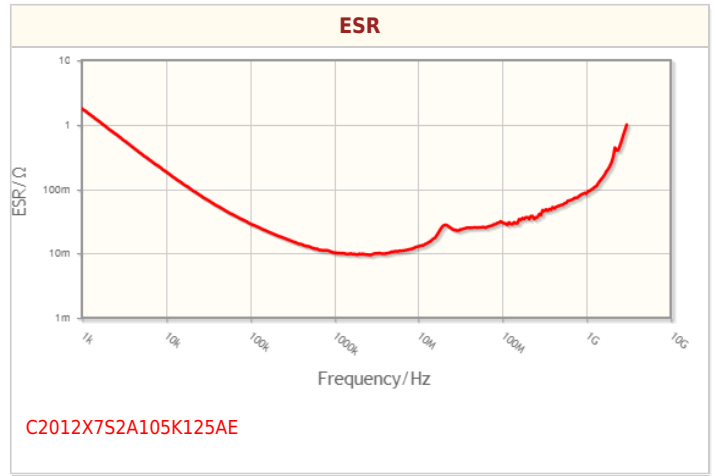
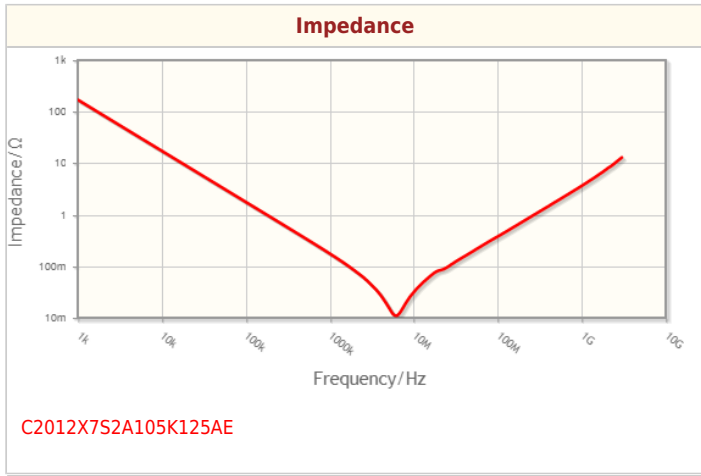
Size	
Length(L)	2.00mm +0.45,-0.20mm
Width(W)	1.25mm +0.25,-0.20mm
Thickness(T)	1.25mm +0.25,-0.20mm
Terminal Width(B)	0.20mm Min.
Terminal Spacing(G)	0.50mm Min.
Recommended Land Pattern (PA)	1.00mm to 1.30mm(Flow Soldering) 0.90mm to 1.20mm(Reflow Soldering)
Recommended Land Pattern (PB)	1.00mm to 1.20mm(Flow Soldering) 0.70mm to 0.90mm(Reflow Soldering)
Recommended Land Pattern (PC)	0.80mm to 1.10mm(Flow Soldering) 0.90mm to 1.20mm(Reflow Soldering)

Electrical Characteristics	
Capacitance	1μF ±10%
Rated Voltage	100VDC
Temperature Characteristic	X7S(±22%)
Dissipation Factor (Max.)	5%
Insulation Resistance (Min.)	500MΩ

Other	
Soldering Method	Wave (Flow) Reflow
AEC-Q200	NO
Packing	Embossed (Plastic)Taping [180mm Reel]
Package Quantity	2000pcs

! Images are for reference only and show exemplary products.  
 ! This PDF document was created based on the data listed on the TDK Corporation website.  
 ! All specifications are subject to change without notice.

Characteristic Graphs(This is reference data, and does not guarantee the products characteristics.)



! Images are for reference only and show exemplary products.  
! This PDF document was created based on the data listed on the TDK Corporation website.  
! All specifications are subject to change without notice.

## Associated Images

