



MULTILAYER CERAMIC CHIP CAPACITORS

Automotive grade, ESD protection

CGA3EA series

CGA3EA **1608 [0603 inch]**
* Dimensions code: JIS[EIA]



REMINDERS FOR USING THESE PRODUCTS

Before using these products, be sure to request the delivery specifications.

SAFETY REMINDERS

Please pay sufficient attention to the warnings for safe designing when using this products.

 **REMINDERS**

1. The products listed in this specification are intended for use in automotive applications under normal operation and usage conditions. The products are not designed or warranted to meet the requirements of the applications listed below, whose performance and/or quality requires a more stringent level of safety or reliability, or whose failure, malfunction or defect could cause serious damage to society, person or property.

Please understand that we are not responsible for any damage or liability caused by use of the products in any of the applications below or for any other use exceeding the range or conditions set forth in this specification sheet. If you intend to use the products in the applications listed below or if you have special requirements exceeding the range or conditions set forth in this specification, please contact us.

- | | |
|--|--|
| (1) Aerospace/aviation equipment | (8) Public information-processing equipment |
| (2) Transportation equipment (electric trains, ships, etc.) | (9) Military equipment |
| (3) Medical equipment (excepting Pharmaceutical Affairs Law classification Class1,2) | (10) Electric heating apparatus, burning equipment |
| (4) Power-generation control equipment | (11) Disaster prevention/crime prevention equipment |
| (5) Atomic energy-related equipment | (12) Safety equipment |
| (6) Seabed equipment | (13) Other applications that are not considered general-purpose applications |
| (7) Transportation control equipment | |

When designing your equipment even for general-purpose applications, you are kindly requested to take into consideration securing protection circuit/device or providing backup circuits in your equipment.

In addition, although the products listed in this specification are intended for use in automotive applications as described above, they are not prohibited to use in general electronic equipment, whose performance and/or quality doesn't require a more stringent level of safety or reliability, or whose failure, malfunction or defect could not cause serious damage to society, person or property. Therefore, the description of this caution will be applied, when the products are used in general electronic equipment under a normal operation and usage conditions.

- We may modify products or discontinue production of a product listed in this catalog without prior notification.
- We provide "Delivery Specification" that explain precautions for the specifications and safety of each product listed in this catalog. We strongly recommend that you exchange these delivery specifications with customers that use one of these products.
- If you plan to export a product listed in this catalog, keep in mind that it may be a restricted item according to the "Foreign Exchange and Foreign Trade Control Law". In such cases, it is necessary to acquire export permission in harmony with this law.
- Any reproduction or transferring of the contents of this catalog is prohibited without prior permission from our company.
- We are not responsible for problems that occur related to the intellectual property rights or other rights of our company or a third party when you use a product listed in this catalog. We do not grant license of these rights.
- This catalog only applies to products purchased through our company or one of our company's official agencies. This catalog does not apply to products that are purchased through other third parties.

Notice: Effective January 2013, TDK will use a new catalog number which adds product thickness and packaging specification detail. This new catalog number should be referenced on all catalog orders going forward, and is not applicable for OEM part number orders.

Please be aware the last five digits of the catalog number will differ from the item description (internal control number) on the product label.

Contact your local TDK Sales representative for more information.

(Example)

Catalog issued date	Catalog number	Item description (on delivery label)
Prior to January 2013	C1608C0G1E103J(080AA)	C1608C0G1E103JT000N
January 2013 and later	C1608C0G1E103J080AA	C1608C0G1E103JT000N

CGA3EA series

ESD protection

Type: CGA3EA/1608 [0603 inch]



SERIES OVERVIEW

ESD protection CGA3EA series, automotive grade of TDK's multilayer ceramic chip capacitor, is a product which has passed the most rigorous level 4 (8000V and above) of ESD tests for contact discharge under the IEC61000-4-2 international standard. The operating temperature range is up to 150°C, and so it is available for under high temperature environment. The capacitance range is up to 10nF.

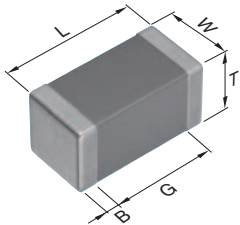
FEATURES

- Compliant with the IEC 61000-4-2 (level 4) for ESD immunity
- Operating temperature range is up to 150°C (NP0: 0±30ppm/°C, -55 to +150°C)
- AEC-Q200 compliant.

APPLICATIONS


- Input/output parts of various ECUs (Engine ECU, EPS, TCM, ABS, etc.) that require ESD protection.

SHAPE & DIMENSIONS



L	Body length
W	Body width
T	Body height
B	Terminal width
G	Terminal spacing

PRODUCT STRUCTURE



The structure which multiple sheets of dielectric and conductive material are layered alternately. The superior mechanical strength and reliability are realized by the monolithic and simple structure.

Dimensions in mm

Type	L	W	T	B	G
CGA3EA	1.60±0.10	0.80±0.10	0.80±0.10	0.20min.	0.30min.

*Dimensional tolerances are typical values.

MULTILAYER CERAMIC CHIP CAPACITORS



CATALOG NUMBER CONSTRUCTION

CGA	3	E	A	NP0	2A	103	J	080	A	C
(1)	(2)	(3)	(4)	(5)	(6)	(7)	(8)	(9)	(10)	(11)

(1) Series

(2) Dimensions L x W (mm)

Code	EIA	Length	Width	Terminal width
3	CC0603	1.60	0.80	0.20

(3) Thickness code

Code	Thickness
E	0.80 mm

(4) Function identification code

Symbol	Condition
A	ESD protection

(5) Temperature characteristics

Temperature characteristics	Temperature coefficient	Temperature range
C0G	0±30 ppm/°C	-55 to +125°C
NP0	0±30 ppm/°C	-55 to +150°C

(6) Rated voltage (DC)

Code	Voltage (DC)
2A	100V

(7) Nominal capacitance (pF)

The capacitance is expressed in three digit codes and in units of pico Farads (pF). The first and second digits identify the first and second significant figures of the capacitance. The third digit identifies the multiplier. R designates a decimal point.

(Example)0R5 = 0.5pF

101 = 100pF

225 = 2,200,000pF = 2.2μF

(8) Capacitance tolerance

Code	Tolerance
J	±5%

(9) Thickness

Code	Thickness
080	0.80 mm

(10) Packaging style

Code	Style
A	178mm reel, 4mm pitch


(11) Special reserved code

Code	Description
A,C	TDK internal code

Capacitance range chart

CGA3/1608 [0603 inch]

Capacitance		C0G	NP0	ESD resistance
(pF)	Code	2A (100V)	2A (100V)	(V)
1,000	102			8,000
1,500	152			10,000
2,200	222			12,000
3,300	332			16,000
4,700	472			16,000
6,800	682			22,000
10,000	103			30,000


Standard thickness  0.80mm

■ Please refer to the capacitance range table at P-6 and after for the details such as product thickness and capacitance tolerance.

Capacitance range table

Temperature characteristics: C0G (–55 to +125°C, 0±30ppm/°C)

Capacitance	Dimensions	Thickness (mm)	Capacitance tolerance	Catalog number
				Rated voltage Edc: 100V
1nF	1608	0.80±0.10	±5%	CGA3EAC0G2A102J080AA
1.5nF	1608	0.80±0.10	±5%	CGA3EAC0G2A152J080AC
2.2nF	1608	0.80±0.10	±5%	CGA3EAC0G2A222J080AC
3.3nF	1608	0.80±0.10	±5%	CGA3EAC0G2A332J080AC
4.7nF	1608	0.80±0.10	±5%	CGA3EAC0G2A472J080AC
6.8nF	1608	0.80±0.10	±5%	CGA3EAC0G2A682J080AC
10nF	1608	0.80±0.10	±5%	CGA3EAC0G2A103J080AC

 Please be sure to request delivery specifications that provide further details on the features and specifications of the products for proper and safe use.
Please note that the contents may change without any prior notice due to reasons such as upgrading.

Capacitance range table

Temperature characteristics: NP0 (–55 to +150°C, 0±30ppm/°C)

Capacitance	Dimensions	Thickness (mm)	Capacitance tolerance	Catalog number
				Rated voltage Edc: 100V
1nF	1608	0.80±0.10	±5%	CGA3EANP02A102J080AA
1.5nF	1608	0.80±0.10	±5%	CGA3EANP02A152J080AC
2.2nF	1608	0.80±0.10	±5%	CGA3EANP02A222J080AC
3.3nF	1608	0.80±0.10	±5%	CGA3EANP02A332J080AC
4.7nF	1608	0.80±0.10	±5%	CGA3EANP02A472J080AC
6.8nF	1608	0.80±0.10	±5%	CGA3EANP02A682J080AC
10nF	1608	0.80±0.10	±5%	CGA3EANP02A103J080AC