

**TDK item description** CGA6P3X8R2A684KT\*\*\*\*

**Applications** Automotive Grade

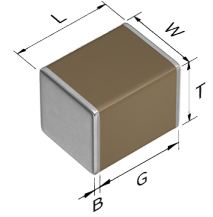
**Feature** AEC-Q200

Mid Voltage (100 to 630V)

150°C High Temperature Application

**Series** CGA6(3225) [EIA 1210]

**Status** Production



### Size

Length(L)	3.20mm ±0.40mm
Width(W)	2.50mm ±0.30mm
Thickness(T)	2.50mm ±0.30mm
Terminal Width(B)	0.20mm Min.
Terminal Spacing(G)	
Recommended Land Pattern (PA)	2.00mm to 2.40mm
Recommended Land Pattern (PB)	1.00mm to 1.20mm
Recommended Land Pattern (PC)	1.90mm to 2.50mm

### Electrical Characteristics

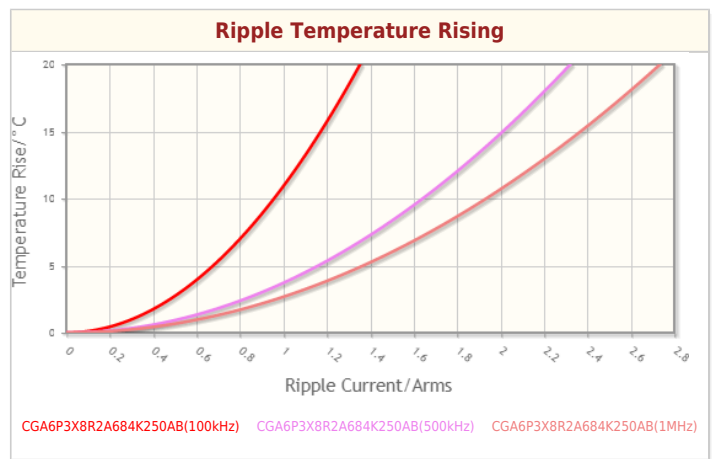
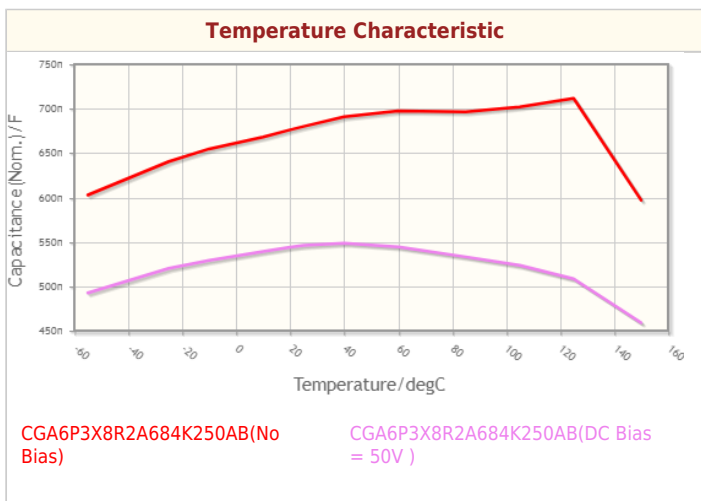
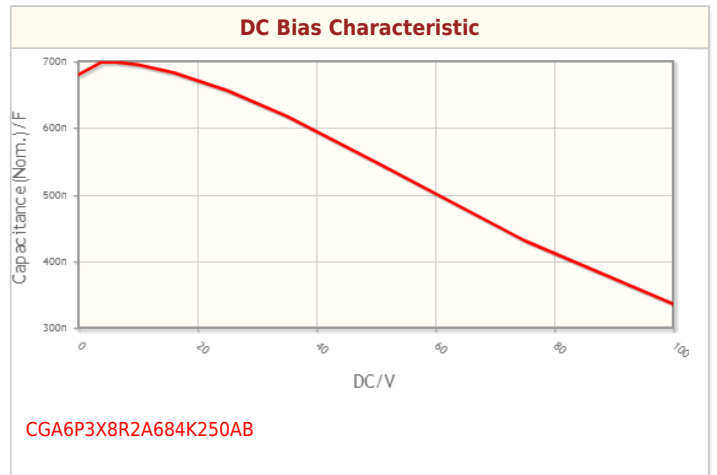
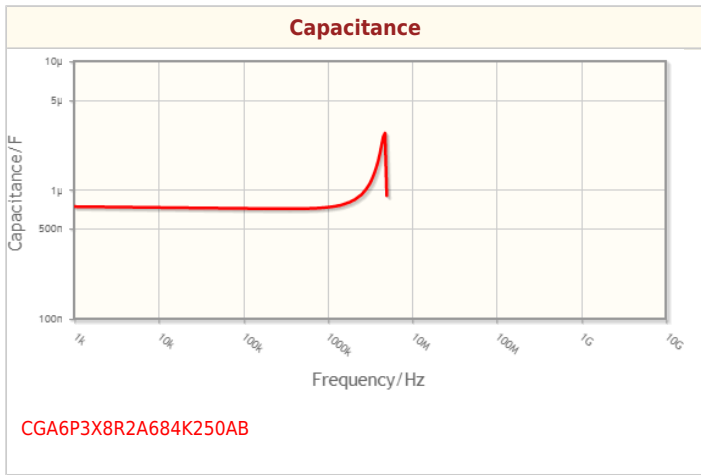
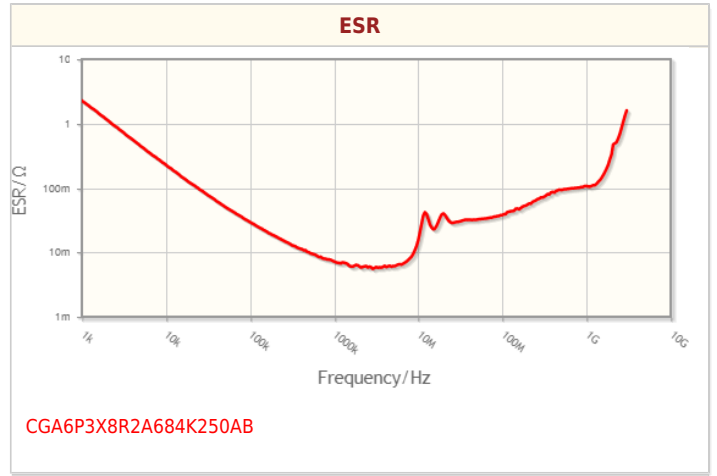
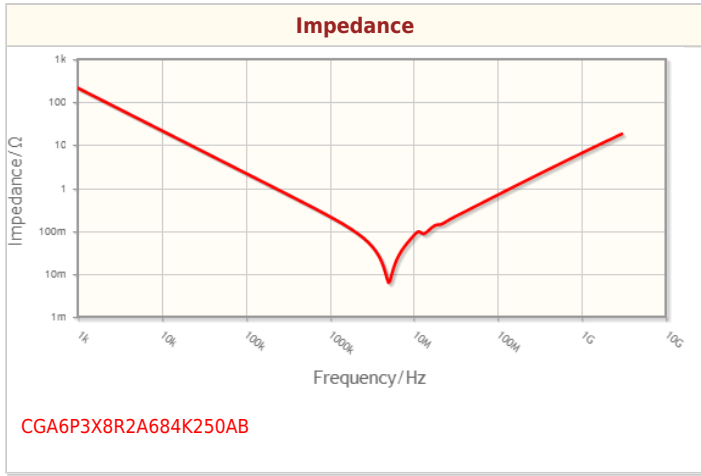
Capacitance	680nF ±10%
Rated Voltage	100VDC
Temperature Characteristic	X8R(±15%)
Dissipation Factor (Max.)	3%
Insulation Resistance (Min.)	735MΩ

### Other

Soldering Method	Reflow
AEC-Q200	YES
Packing	Embossed (Plastic)Taping [180mm Reel]
Package Quantity	1000pcs

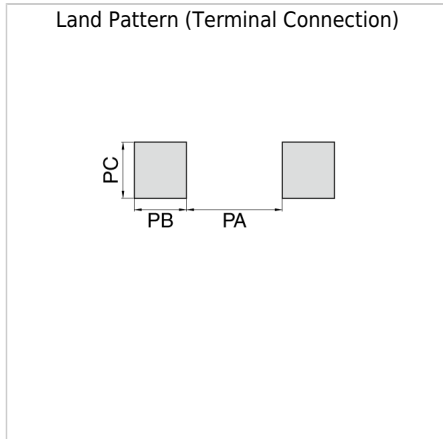
! Images are for reference only and show exemplary products.  
! This PDF document was created based on the data listed on the TDK Corporation website.  
! All specifications are subject to change without notice.

Characteristic Graphs(This is reference data, and does not guarantee the products characteristics.)



! Images are for reference only and show exemplary products.  
! This PDF document was created based on the data listed on the TDK Corporation website.  
! All specifications are subject to change without notice.

## Associated Images



! Images are for reference only and show exemplary products.

! This PDF document was created based on the data listed on the TDK Corporation website.

! All specifications are subject to change without notice.

Copyright(c) TDK Corporation. All rights reserved.

Downloaded from [Arrow.com](http://Arrow.com)