

Multilayer Ceramic Chip Capacitors

Product Top Page Search by Part No. Search by Characteristics Cross Reference Catalog Tech Note Technical Support Tool FAQ

C3216X7R1E155K160AA

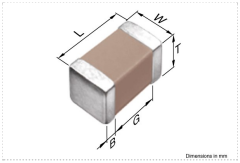
TDK item description C3216X7R1E155KT****

Applications Commercial Grade
Please refer to Part No. [CGA5L2X7R1E155K160AA](#) for Automotive use.

Feature General (Up to 50V)

Series C3216 [EIA 1206]

Status Production (Not Recommended for New Design)



Images are for reference only and show exemplary products.

Size	
Length(L)	3.20mm ±0.20mm
Width(W)	1.60mm ±0.20mm
Thickness(T)	1.60mm ±0.20mm
Terminal Width(B)	0.20mm Min.
Terminal Spacing(G)	1.00mm Min.
Recommended Land Pattern (PA)	2.10mm to 2.50mm(Flow Soldering) 2.00mm to 2.40mm(Reflow Soldering)
Recommended Land Pattern (PB)	1.10mm to 1.30mm(Flow Soldering) 1.00mm to 1.20mm(Reflow Soldering)
Recommended Land Pattern (PC)	1.00mm to 1.30mm(Flow Soldering) 1.10mm to 1.60mm(Reflow Soldering)

Electrical Characteristics	
Capacitance	1.5μF ±10%
Rated Voltage	25VDC
Temperature Characteristic <input type="button" value="?"/>	X7R(±15%)
Dissipation Factor (Max.)	3%
Insulation Resistance (Min.)	333MΩ

Other	
Soldering Method	Flow Reflow
AEC-Q200	No
Packing	Blister (Plastic)Taping [180mm Reel]
Package Quantity	2000pcs

PDF file of this page

Buy Now

Contact

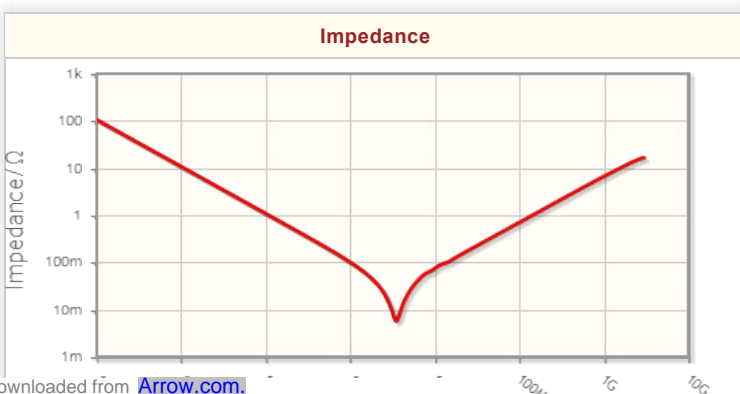
- Documents**
- Catalog
 - Specification
 - RoHS Certificate
 - SVHC/REACH Certificate
 - Characterization Sheet
 - Promotion Video
 - Sample Kits

- Technical Support Tools**
- S-parameter
 - SPICE Netlist (Simple)
 - SPICE Netlist (Precision)
 - Equivalent Circuit Model
 - DC Bias/Superimposition Model (HSPICE)

Pages related to the series to which this product belongs

- Description of icons | Environment

Characteristic Graph (This is reference data, and does not guarantee the products characteristics.)

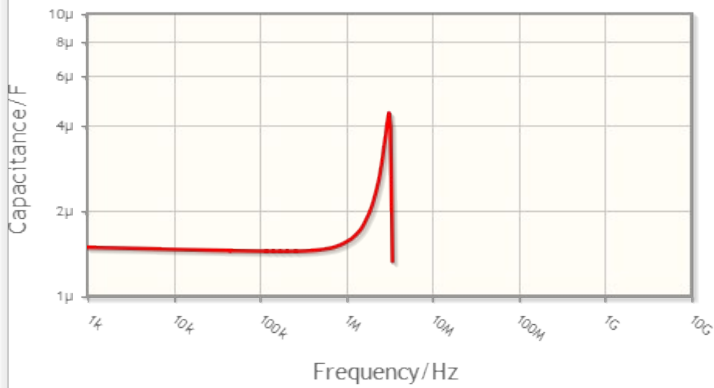


Frequency/Hz

C3216X7R1E155K160AA

Change settings

Capacitance



C3216X7R1E155K160AA

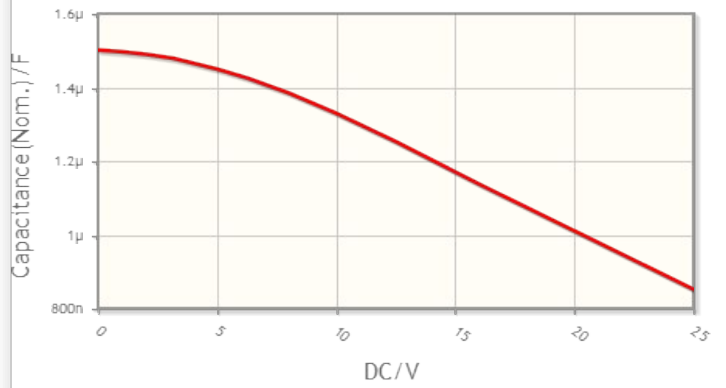
Change settings

Frequency/Hz

C3216X7R1E155K160AA

Change settings

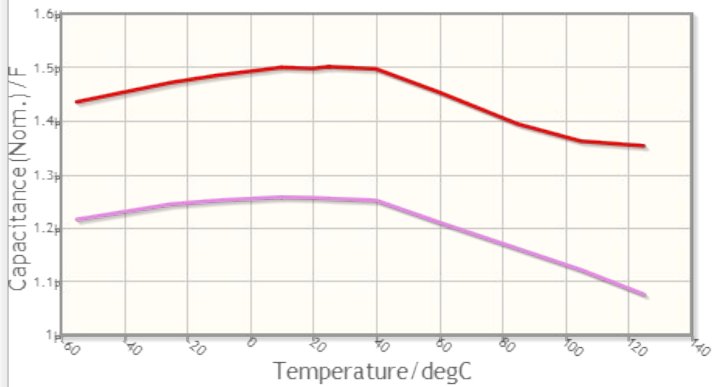
DC Bias Characteristic



C3216X7R1E155K160AA

Change settings

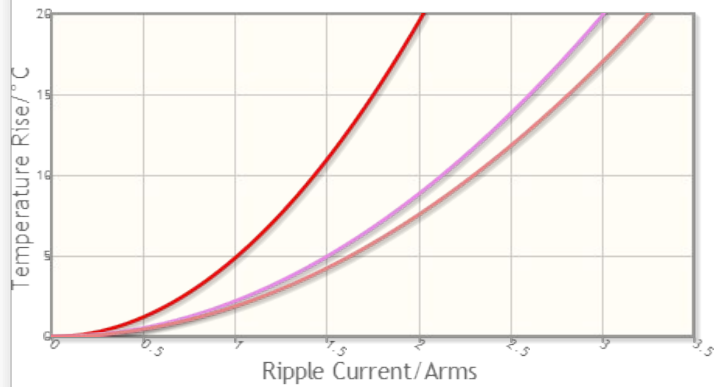
Temperature Characteristic



C3216X7R1E155K160AA(N o Bias) C3216X7R1E155K160AA(DC Bias = 12.5V)

Change settings

Ripple Temperature Rising



C3216X7R1E155K160AA(100k Hz) C3216X7R1E155K160AA(500k Hz) C3216X7R1E155K160AA(1M Hz)

Change settings

Products

» Search by Part No. » Search by Characteristics » Distributor Inventory Check

- » Capacitors
- » Inductors (Coils)
- » EMC Components
- » RF / SAW Components and Modules
- » Voltage / Current / Temperature Protection Devices
- » Sensors and Sensor Systems
- » Ceramic Switching / Heating, Piezo Components and Buzzers
- » Transformers
- » Ferrites and Accessories
- » Noise Suppressing / Magnetic Sheet
- » Anechoic Chambers and Radio Wave Absorbers
- » Power Supplies
- » Magnets
- » Flash Storages
- » Wireless Charging
- » FA Systems
- » Transparent Conductive Film
- » Micro Modules (Substrates with Built-in ICs, Products Utilizing with SESUB)
- » Solar Cells
- » Biosensor

Application Guides

Technical Support

Tech Library

Environment

Contact

News

Home

- » About TDK
- » TDK Worldwide

