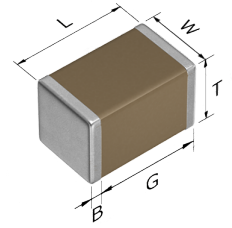


TDK item description C2012X7R1H475KT****

Applications	Commercial Grade Please refer to Part No. CGA4J1X7R1H475K125AC for Automotive use.
Feature	General General (Up to 75V)
Series	C2012 [EIA 0805]
Status	Production



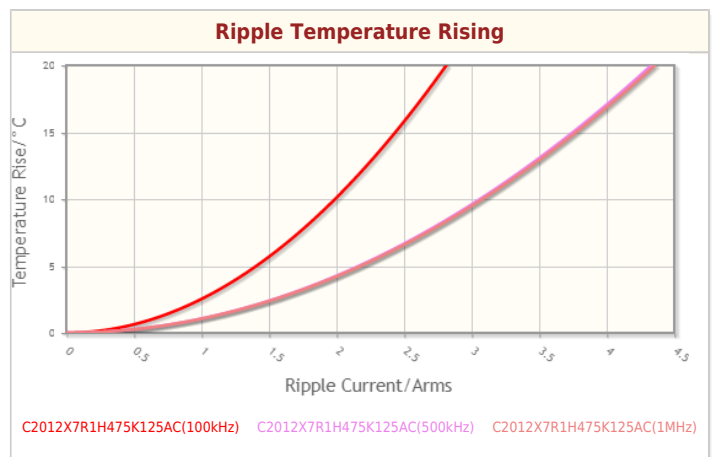
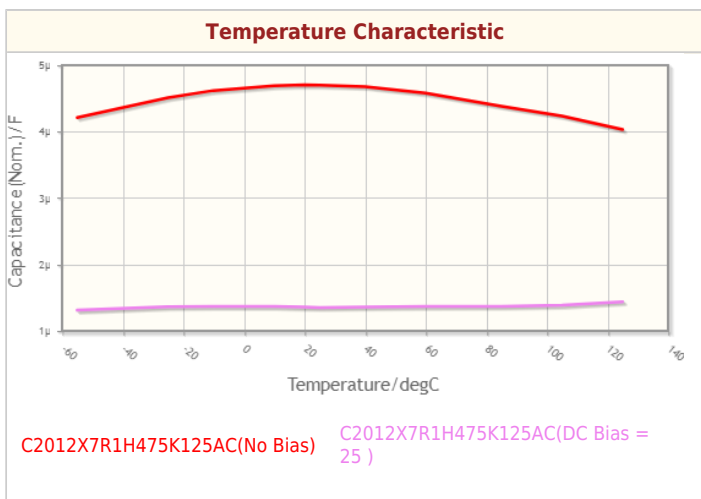
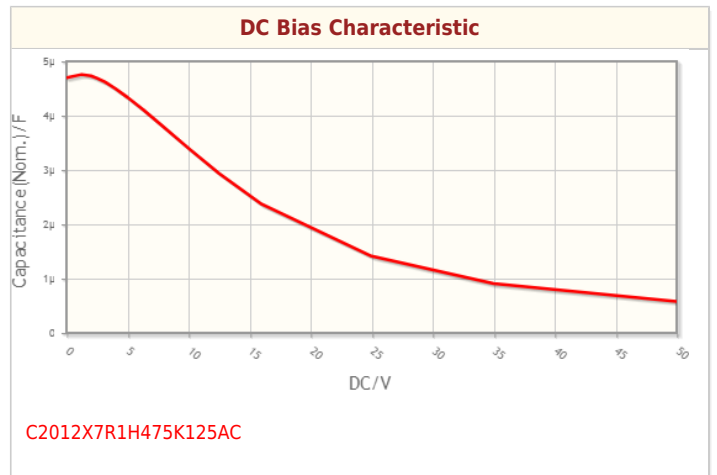
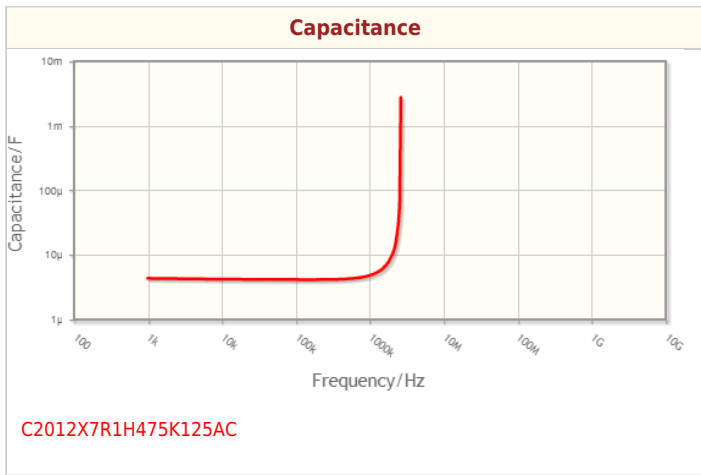
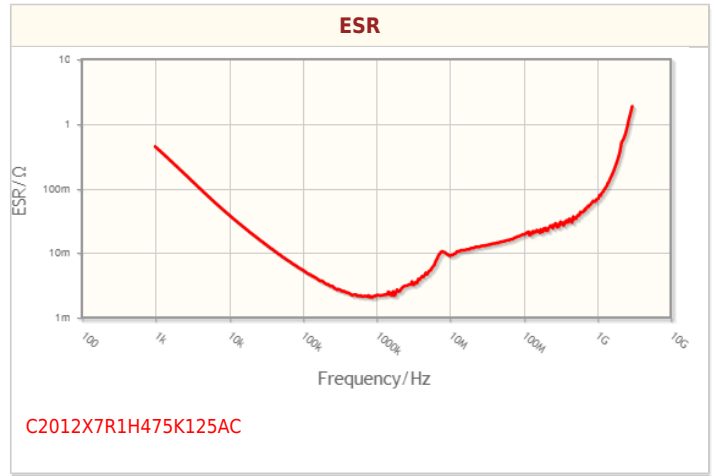
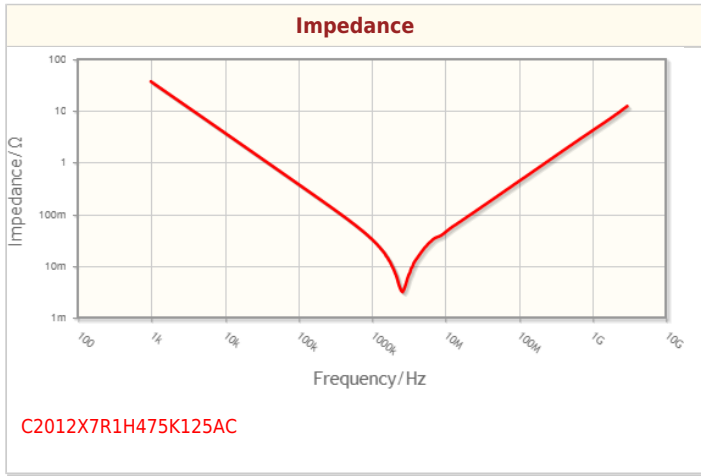
Size	
Length(L)	2.00mm +0.25,-0.15mm
Width(W)	1.25mm +0.25,-0.15mm
Thickness(T)	1.25mm +0.25,-0.15mm
Terminal Width(B)	0.20mm Min.
Terminal Spacing(G)	0.50mm Min.
Recommended Land Pattern (PA)	1.00mm to 1.30mm(Flow Soldering)
	0.90mm to 1.20mm(Reflow Soldering)
Recommended Land Pattern (PB)	1.00mm to 1.20mm(Flow Soldering)
	0.70mm to 0.90mm(Reflow Soldering)
Recommended Land Pattern (PC)	0.80mm to 1.10mm(Flow Soldering)
	0.90mm to 1.20mm(Reflow Soldering)

Electrical Characteristics	
Capacitance	4.7μF ±10%
Rated Voltage	50VDC
Temperature Characteristic	X7R(±15%)
Dissipation Factor (Max.)	5%
Insulation Resistance (Min.)	106MΩ

Other	
Soldering Method	Wave (Flow)
	Reflow
AEC-Q200	NO
Packing	Embossed (Plastic)Taping [180mm Reel]
Package Quantity	2000pcs

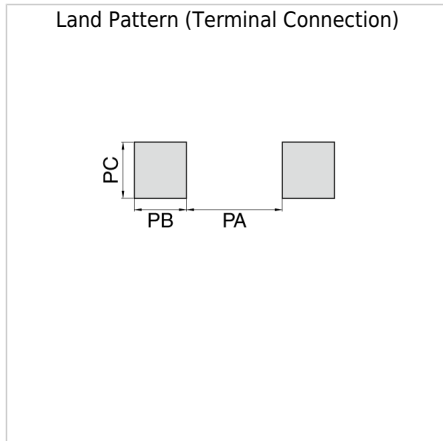
! Images are for reference only and show exemplary products.
! This PDF document was created based on the data listed on the TDK Corporation website.
! All specifications are subject to change without notice.

Characteristic Graphs(This is reference data, and does not guarantee the products characteristics.)



! Images are for reference only and show exemplary products.
! This PDF document was created based on the data listed on the TDK Corporation website.
! All specifications are subject to change without notice.

Associated Images



! Images are for reference only and show exemplary products.

! This PDF document was created based on the data listed on the TDK Corporation website.

! All specifications are subject to change without notice.

Copyright(c) TDK Corporation. All rights reserved.

Downloaded from Arrow.com