



FEATURES

- RoHS compliant
- Up to 2.52A I_{DC}
- 10μH to 68mH
- Low DC resistance
- Surface mount
- Compact size
- Tape and reel packaging
- Compatible with RoHS soldering systems
- Backward compatible with Sn/Pb soldering systems
- Custom parts available

DESCRIPTION

The 2200RM Series is a surface mount alternative to our 2200R Series. It is a general purpose range of inductors suitable for low to medium current applications. Their small footprint makes them ideal for high density applications where a chip inductor will not cope with the power requirement.

SELECTION GUIDE

Order Code	Inductance, (1kHz, 0.1V _{AC})	DC Current ¹	DC Resistance
	±10% μH	Max. A	Max. Ω
22R103MC	10.0	2.52	0.05
22R153MC	15.0	2.08	0.07
22R223MC	22.0	1.81	0.09
22R333MC	33.0	1.31	0.14
22R473MC	47.0	0.99	0.22
22R683MC	68.0	0.84	0.28
22R104MC	100.0	0.80	0.39
22R154MC	150.0	0.64	0.54
22R224MC	220.0	0.50	0.83
22R334MC	330.0	0.42	1.21
22R474MC	470.0	0.37	1.65
22R684MC	680.0	0.30	2.64
22R105MC	1.0mH	0.21	3.63
22R155MC	1.5mH	0.16	6.49
22R225MC	2.2mH	0.14	8.58
22R335MC	3.3mH	0.12	10.0
22R475MC	4.7mH	0.10	13.2
22R685MC	6.8mH	0.077	22.0
22R106MC	10.0mH	0.068	37.4
22R156MC	15.0mH	0.055	49.5
22R226MC	22.0mH	0.044	82.5
22R336MC	33.0mH	0.037	110.0
22R476MC	47.0mH	0.033	154.0
22R686MC	68.0mH	0.026	242.0

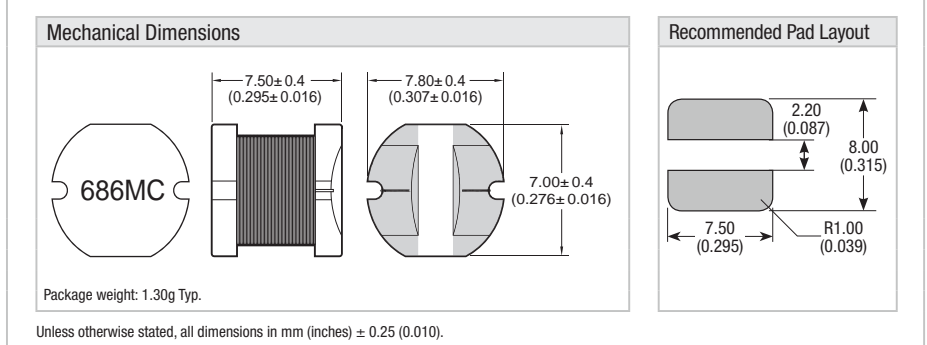
ABSOLUTE MAXIMUM RATINGS

Operating free air temperature range	-40°C to 85°C
Storage temperature range	-40°C to 150°C

SOLDERING INFORMATION²

Peak reflow temperature	250°C
Pin finish	Hot dipped tin
Moisture sensitivity level ³	1

PACKAGE SPECIFICATIONS



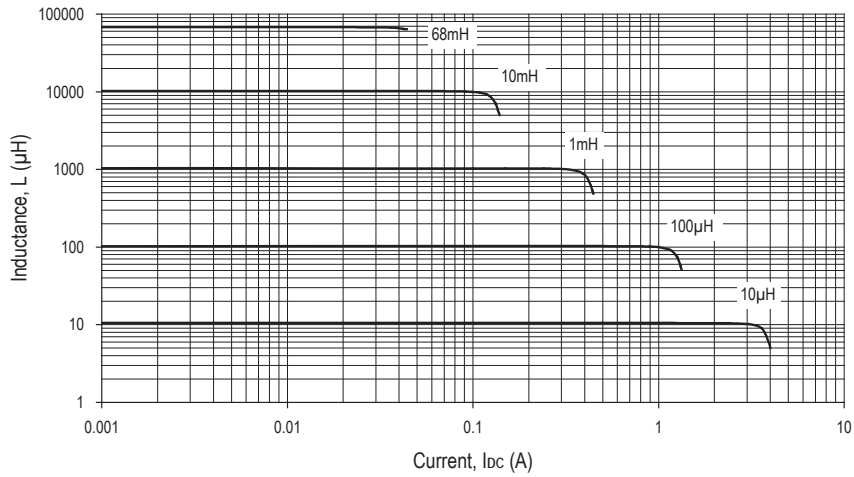
All specifications typical at T_A = 25°C

- 1 Maximum DC current occurs when either the inductance falls to 90% of its nominal value or when its temperature rise reaches 30°C, whichever is sooner.
- 2 For further information, please visit www.murata-ps.com/rohs
- 3 When tested to moisture sensitivity level 1, as described per IPC/JEDEC J-STD-020D, products passed electrical testing, package coplanarity and visual inspection.

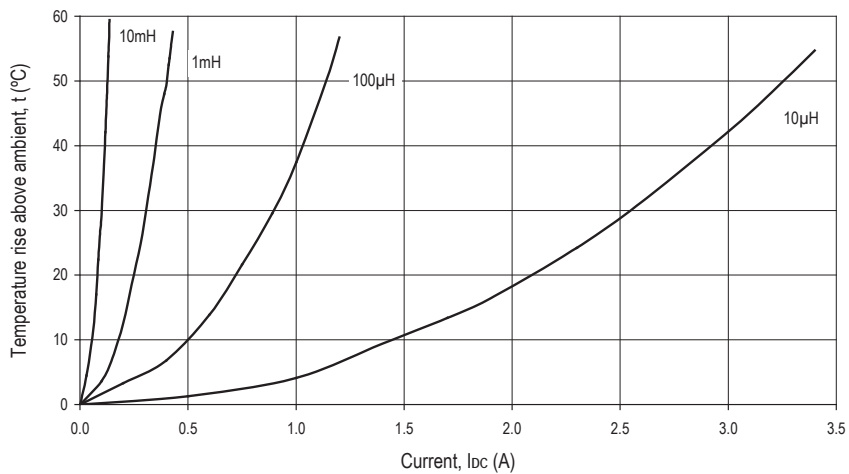


For full details go to
www.murata-ps.com/rohs

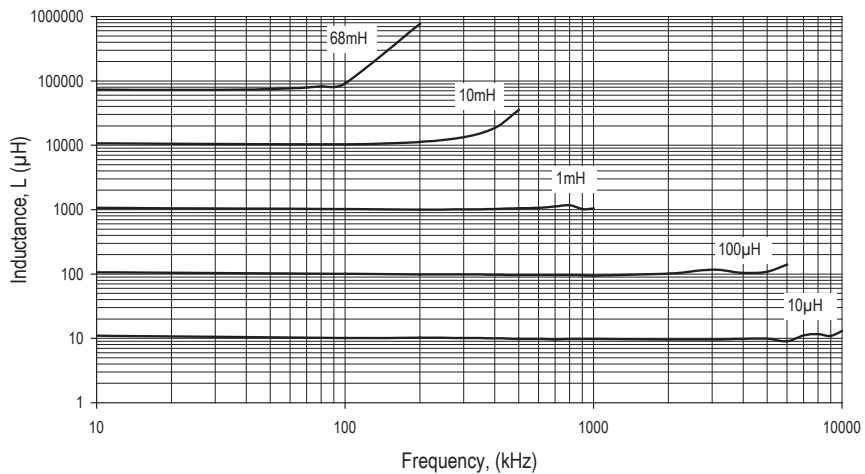
INDUCTANCE Vs CURRENT



TEMPERATURE Vs CURRENT

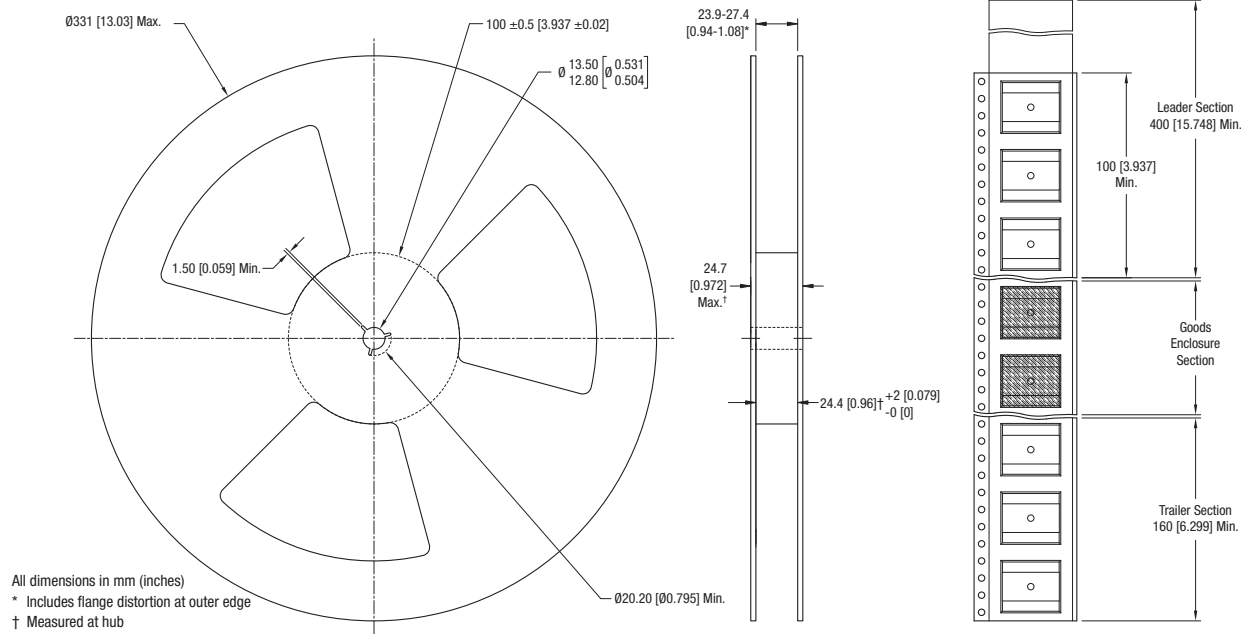


INDUCTANCE Vs FREQUENCY

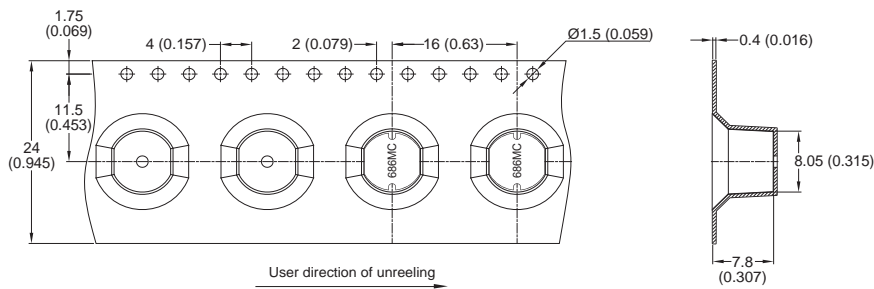


TAPE & REEL SPECIFICATIONS

REEL OUTLINE DIMENSIONS



TAPE OUTLINE DIMENSIONS



Reel quantity: 500
All dimensions in mm (inches)

DISCLAIMER

Unless otherwise stated in the datasheet, all products are designed for standard commercial and industrial applications and NOT for safety-critical and/or life-critical applications.

Particularly for safety-critical and/or life-critical applications, i.e. applications that may directly endanger or cause the loss of life, inflict bodily harm and/or loss or severe damage to equipment/property, and severely harm the environment, a prior explicit written approval from Murata is strictly required. Any use of Murata standard products for any safety-critical, life-critical or any related applications without any prior explicit written approval from Murata shall be deemed unauthorised use.

These applications include but are not limited to:

- Aircraft equipment
- Aerospace equipment
- Undersea equipment
- Power plant control equipment
- Medical equipment
- Transportation equipment (automobiles, trains, ships, etc.)
- Traffic signal equipment
- Disaster prevention / crime prevention equipment
- Data Processing equipment

Murata makes no express or implied warranty, representation, or guarantee of suitability, fitness for any particular use/purpose and/or compatibility with any application or device of the buyer, nor does Murata assume any liability whatsoever arising out of unauthorised use of any Murata product for the application of the buyer. The suitability, fitness for any particular use/purpose and/or compatibility of Murata product with any application or device of the buyer remain to be the responsibility and liability of the buyer.

Buyer represents and agrees that it has all the necessary expertise to create and implement safeguards that anticipate dangerous consequences of failures, monitor failures and their consequences, lessen the likelihood of failures that might cause harm, and take appropriate remedial actions. Buyer will fully indemnify and hold Murata, its affiliated companies, and its representatives harmless against any damages arising out of unauthorised use of any Murata products in any safety-critical and/or life-critical applications.

Remark: Murata in this section refers to Murata Manufacturing Company and its affiliated companies worldwide including, but not limited to, Murata Power Solutions.



This product is subject to the following [operating requirements](#) and the [Life and Safety Critical Application Sales Policy](#):

Refer to: <https://www.murata.com/en-eu/products/power/requirements>

Murata Power Solutions (Milton Keynes) Ltd. makes no representation that the use of its products in the circuits described herein, or the use of other technical information contained herein, will not infringe upon existing or future patent rights. The descriptions contained herein do not imply the granting of licenses to make, use, or sell equipment constructed in accordance therewith. Specifications are subject to change without notice.

© 2021 Murata Power Solutions (Milton Keynes) Ltd.