

LQM21PNR47MEH#

“#” indicates a package specification code.

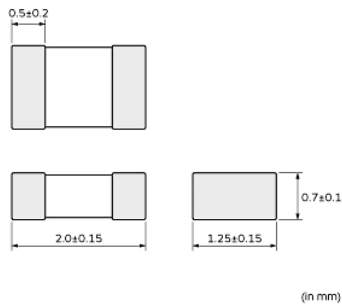
Added 0.8mm max. height type to 0805(inch), good current bias characteristics, low DC resistance, high performance power inductors.



< List of part numbers with package codes >

LQM21PNR47MEHB LQM21PNR47MEHD

Appearance & Shape



References

Packaging	Specifications	Standard Packing Quantity
B	Bulk(Bag)	1000
D	180mm Paper Tape	3000

Mass (typ.)	
1 piece	0.01g

Notices

When rated current is applied to the products, inductance will be within $\pm 30\%$ of initial inductance value range. When rated current is applied to the products, the temperature rise caused by self-generated heat shall be limited to 40°C max. Keep the temperature (ambient temperature plus self-generation of heat) under 125°C.

Attention

- 1.This datasheet is downloaded from the website of Murata Manufacturing Co., Ltd. Therefore, it's specifications are subject to change or our products in it may be discontinued without advance notice. Please check with our sales representatives or product engineers before ordering.
- 2.This datasheet has only typical specifications because there is no space for detailed specifications. Therefore, please review our product specifications or consult the approval sheet for product specifications before ordering.

LQM21PNR47MEH#

“#” indicates a package specification code.



Specifications

L size	2.0±0.15mm
W size	1.25±0.15mm
T size	0.7±0.1mm
Size code inch (mm)	0805 (2012)
Inductance	0.47μH±20%
Inductance Test Frequency	1MHz
Rated current (Isat) (Based on Inductance change)	1.5A(Max.) / 1.8A(Typ.)
Rated current (Itemp) (Based on Temperature rise)	1.9A(Max.) / 2.4A(Typ.)
Max. of DC resistance	0.075Ω
Class of magnetic shield	Ferrite Core
Self resonance frequency (min.)	80MHz
Brand	Murata
DC Resistance Intermediate Values	0.06Ω(typ.)
Operating Temperature Range	-40°C to 85°C
Series	LQM21PN_EH

Attention

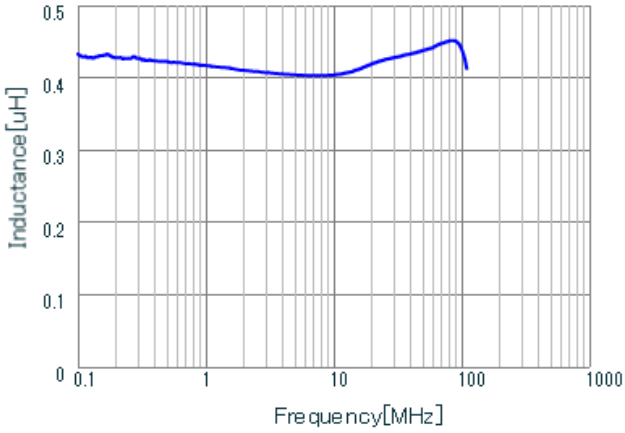
- 1.This datasheet is downloaded from the website of Murata Manufacturing Co., Ltd. Therefore, it's specifications are subject to change or our products in it may be discontinued without advance notice. Please check with our sales representatives or product engineers before ordering.
- 2.This datasheet has only typical specifications because there is no space for detailed specifications. Therefore, please review our product specifications or consult the approval sheet for product specifications before ordering.

LQM21PNR47MEH#

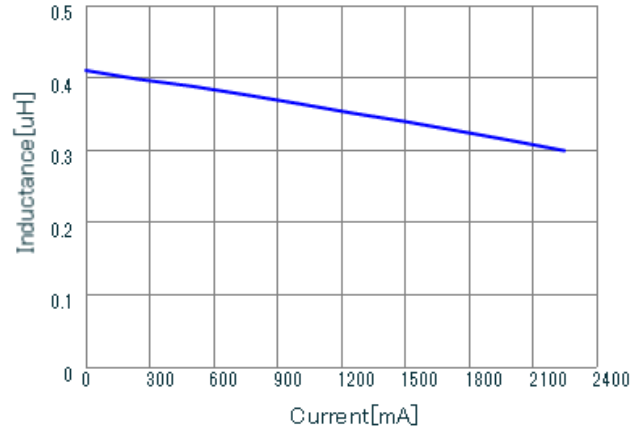
“#” indicates a package specification code.



Characteristic Data

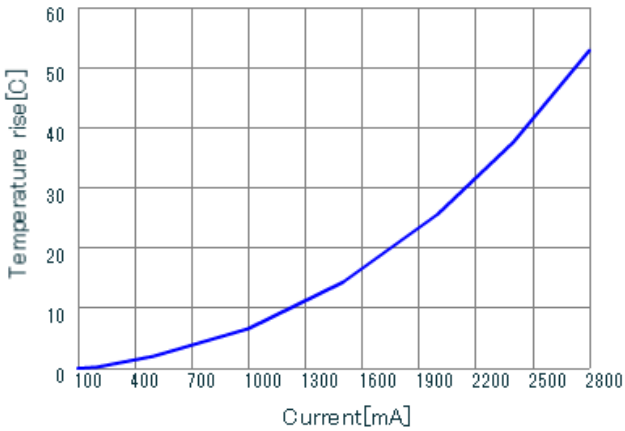


LQM21PNR47MEH L



LQM21PNR47MEH DC-Bias, 20

Inductance - Frequency Characteristics



LQM21PNR47MEH DT_Current

Impedance - Current Characteristics

Temperature Increase Characteristic

Attention

- 1.This datasheet is downloaded from the website of Murata Manufacturing Co., Ltd. Therefore, it's specifications are subject to change or our products in it may be discontinued without advance notice. Please check with our sales representatives or product engineers before ordering.
- 2.This datasheet has only typical specifications because there is no space for detailed specifications. Therefore, please review our product specifications or consult the approval sheet for product specifications before ordering.