

LDM182G4505CC001

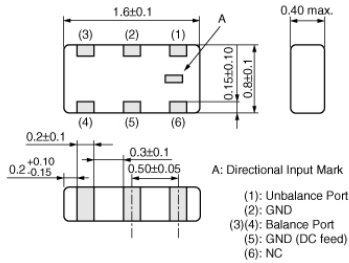
In Production

Recommended

RoHS

REACH

Appearance & Shape



*Terminal of "NC" should be fixed to the no connected pattern.
(in mm)

Features

Chip type SMD baluns constructed with copper conductor and ceramic material.
Ideal for high-frequency applications.

1. Small, Low-profiled SMD.
2. Low loss.
3. Available in tape and reel packing for automatic mounting.

Packaging Information

Packaging	Specifications	Standard Packing Quantity
-	180mm Paper Tape	4000

Attention

- 1.This datasheet is downloaded from the website of Murata Manufacturing Co., Ltd. Therefore, it's specifications are subject to change or our products in it may be discontinued without advance notice. Please check with our sales representatives or product engineers before ordering.
- 2.This datasheet has only typical specifications because there is no space for detailed specifications.
Therefore, please review our product specifications or consult the approval sheet for product specifications before ordering.

LDM182G4505CC001



Specifications

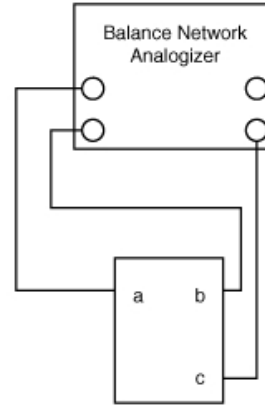
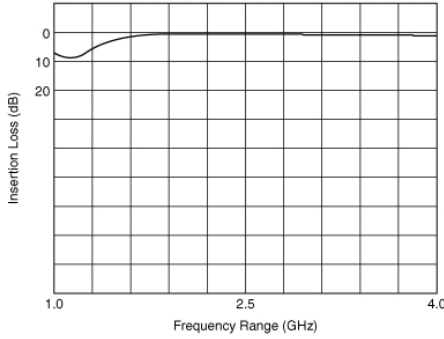
Center Frequency	2450.00MHz
Frequency Range	2400.00MHz to 2500.00MHz
Insertion Loss I)	0.88dB max. (at 25°C)
Insertion Loss II)	0.98dB max. (-40 to +85°C)
Unbalance Impedance (Nom.)	50Ω
Balance Impedance (Differential) (Nom.)	50Ω
Unbalance Port VSWR	2.00 max. (Balance Port:at 50ohm)
Power Capacity	0.5W
Operating Temperature Range	-40°C to 85°C
L x W (size)	1.60x0.80mm
Thickness(max.)	0.4mm

Attention

- 1.This datasheet is downloaded from the website of Murata Manufacturing Co., Ltd. Therefore, it's specifications are subject to change or our products in it may be discontinued without advance notice. Please check with our sales representatives or product engineers before ordering.
- 2.This datasheet has only typical specifications because there is no space for detailed specifications. Therefore, please review our product specifications or consult the approval sheet for product specifications before ordering.

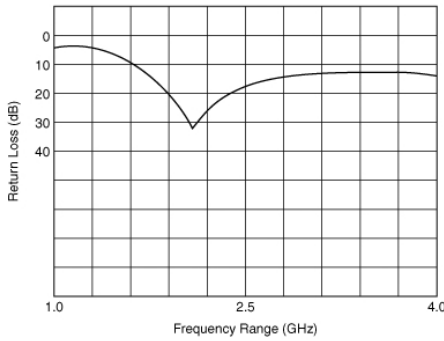
LDM182G4505CC001

Product Data

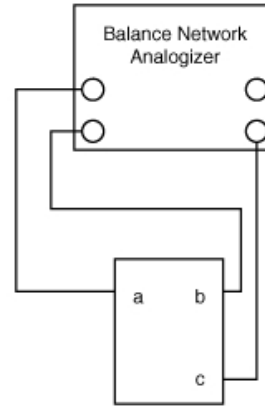


a : unbalance port
b, c : balance port

Insertion Loss Characteristics



Measurement Circuit of Insertion Loss



a : unbalance port
b, c : balance port

Characteristics of Unbalance Port VSWR

Measurement Circuit of Unbalance Port VSWR

Attention

- 1.This datasheet is downloaded from the website of Murata Manufacturing Co., Ltd. Therefore, it's specifications are subject to change or our products in it may be discontinued without advance notice. Please check with our sales representatives or product engineers before ordering.
- 2.This datasheet has only typical specifications because there is no space for detailed specifications.
Therefore, please review our product specifications or consult the approval sheet for product specifications before ordering.