

TZC03 Series



Standard Type

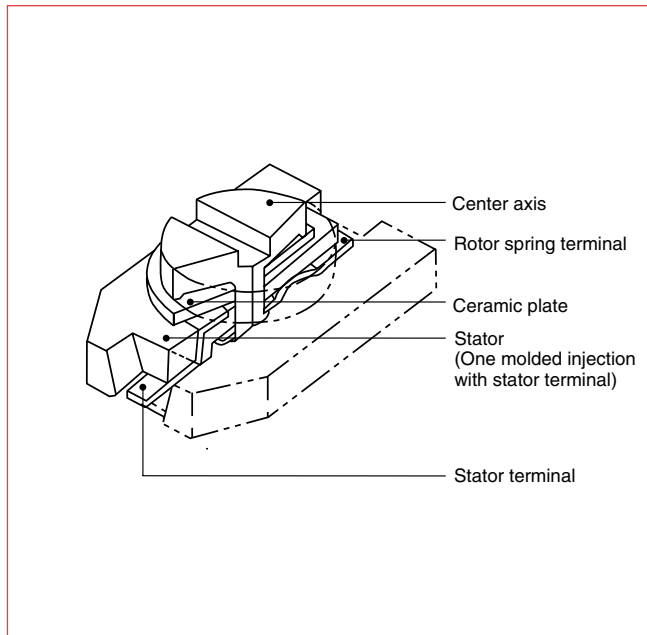
Cross Slot Type

This new low profile chip trimming capacitor is specifically designed to meet the requirements of high density surface mount applications and automated placement equipment.

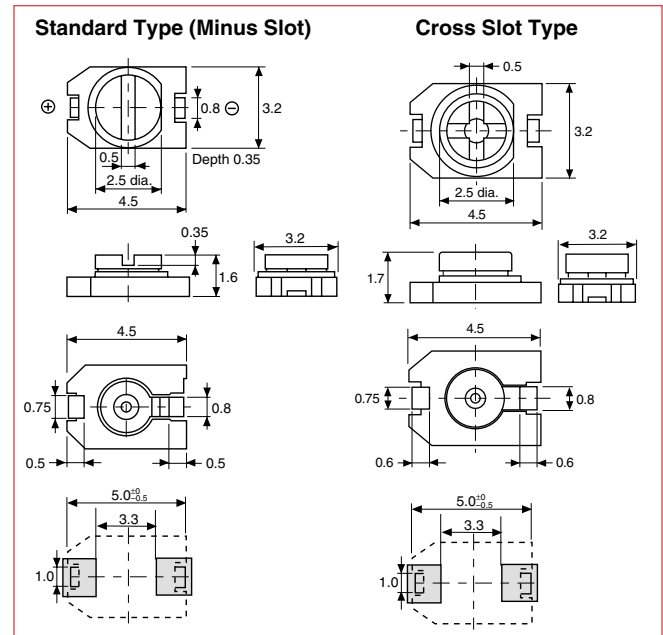
FEATURES

- Extremely small size—just 3.2mm x 4.5mm x 1.6mm
- Designed for auto-placement in surface mount applications
- Color-coded
- Heat-resistant resin withstands reflow soldering temperatures
- Can be adjusted with standard adjustment tools

CONSTRUCTION

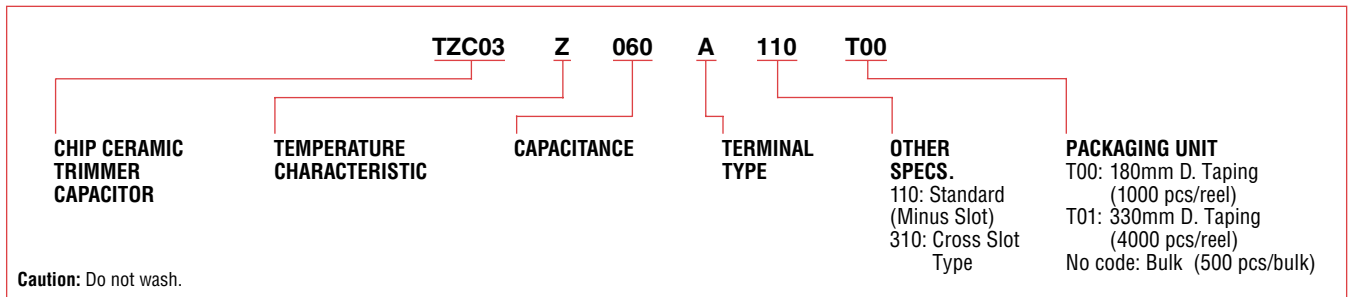


DIMENSIONS: mm



Tolerance: ±0.1

PART NUMBERING SYSTEM



SPECIFICATIONS

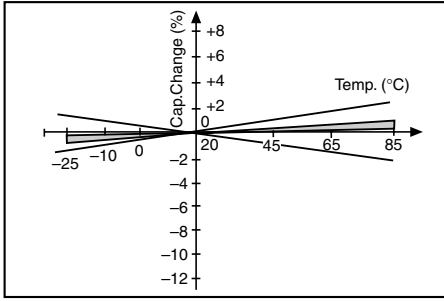
Part Number	Capacitance (pF)		Temperature Coefficient (ppm/°C)	Q (1MHz, C max.)	Working Temperature Range (°C)	Stator Color
	Min. (max.)	Max. (+50%, -0%)				
★TZC03Z030A110	1.4	3.0	NPO ± 300	300 min.	-25 to +85	Brown
★TZC03Z060A110	2.0	6.0	NPO ± 300	500 min.	-25 to +85	Blue
★TZC03R100A110	3.0	10.0	N750 ± 300	500 min.	-25 to +85	White
★TZC03P200A110	5.0	20.0	N1200 ± 500	300 min.	-25 to +85	Red
★TZC03P300A110	6.5	30.0	N1200 ± 500	300 min.	-25 to +85	Green

• Rated Voltage...100VDC • Withstand Voltage...220VDC • Insulation Resistance...10⁴M ohms min. • Driving Torque...1.5 to 9.8mNm (5 to 100g-cm)
 ★Available as standard through authorized Murata Electronics Distributors.

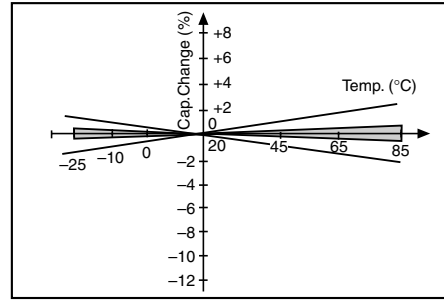
TRIMMER CAPACITORS

TEMPERATURE COEFFICIENT CHARACTERISTICS

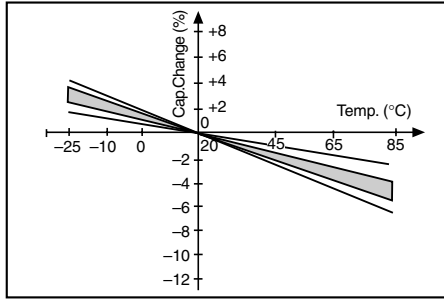
TZC03Z030 (NP0 ± 300ppm/°C)



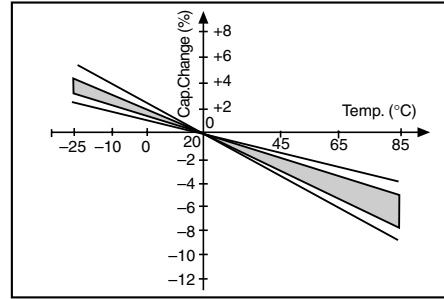
TZC03Z060 (NP0 ± 300ppm/°C)



TZC03R100 (N750 ± 300ppm/°C)

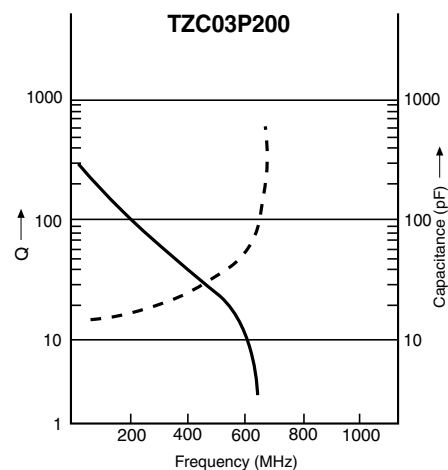
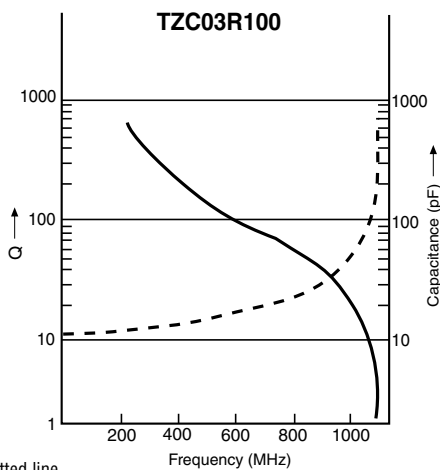
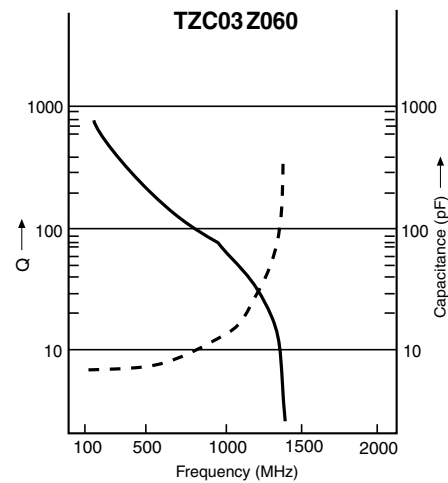
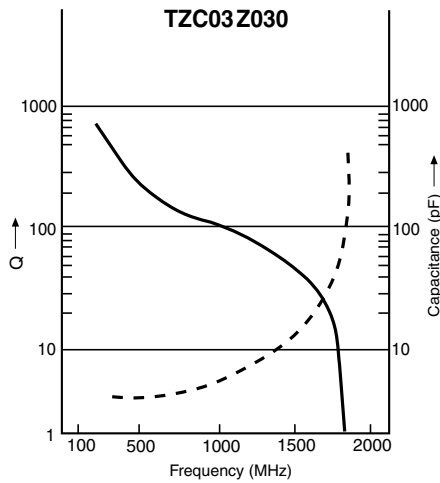


TZC03P200 (N1200 ± 500ppm/°C)



Q VS. FREQUENCY CHARACTERISTICS

Characteristics are measured at the position of maximum rated capacitance value using an RF impedance analyzer.



Q: Solid line
Capacitance: Dotted line