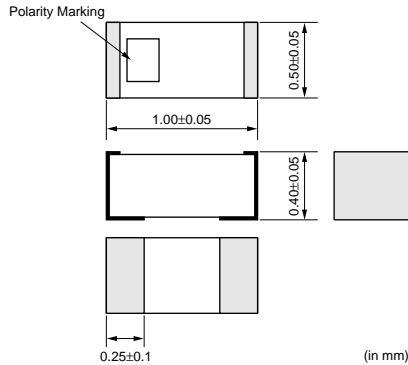


Chip Inductor (Chip Coil) for High Frequency Film Type

LQP15T Series (0402 Size)

■ Dimensions



■ Packaging

Code	Packaging	Minimum Quantity
D	180mm Paper Tape	10000
B	Bulk(Bag)	500

■ Rated Value (□: packaging code)

Part Number	Inductance	Test Frequency	Rated Current	Max. of DC resistance	Q (min.)	Test Frequency	Self Resonance Frequency (min.)
LQP15TN1N0B02□	1.0nH±0.1nH	500MHz	300mA	0.1ohm	17	500MHz	6000MHz
LQP15TN1N0C02□	1.0nH±0.2nH	500MHz	300mA	0.1ohm	17	500MHz	6000MHz
LQP15TN1N1B02□	1.1nH±0.1nH	500MHz	300mA	0.1ohm	17	500MHz	6000MHz
LQP15TN1N1C02□	1.1nH±0.2nH	500MHz	300mA	0.1ohm	17	500MHz	6000MHz
LQP15TN1N2B02□	1.2nH±0.1nH	500MHz	300mA	0.1ohm	17	500MHz	6000MHz
LQP15TN1N2C02□	1.2nH±0.2nH	500MHz	300mA	0.1ohm	17	500MHz	6000MHz
LQP15TN1N3B02□	1.3nH±0.1nH	500MHz	300mA	0.15ohm	17	500MHz	6000MHz
LQP15TN1N3C02□	1.3nH±0.2nH	500MHz	300mA	0.15ohm	17	500MHz	6000MHz
LQP15TN1N5B02□	1.5nH±0.1nH	500MHz	300mA	0.15ohm	17	500MHz	6000MHz
LQP15TN1N5C02□	1.5nH±0.2nH	500MHz	300mA	0.15ohm	17	500MHz	6000MHz
LQP15TN1N6B02□	1.6nH±0.1nH	500MHz	250mA	0.15ohm	17	500MHz	6000MHz
LQP15TN1N6C02□	1.6nH±0.2nH	500MHz	250mA	0.15ohm	17	500MHz	6000MHz
LQP15TN1N8B02□	1.8nH±0.1nH	500MHz	250mA	0.15ohm	17	500MHz	6000MHz
LQP15TN1N8C02□	1.8nH±0.2nH	500MHz	250mA	0.15ohm	17	500MHz	6000MHz
LQP15TN2N0C02□	2.0nH±0.2nH	500MHz	220mA	0.2ohm	17	500MHz	6000MHz
LQP15TN2N2C02□	2.2nH±0.2nH	500MHz	220mA	0.2ohm	17	500MHz	6000MHz
LQP15TN2N4C02□	2.4nH±0.2nH	500MHz	220mA	0.2ohm	17	500MHz	6000MHz
LQP15TN2N7C02□	2.7nH±0.2nH	500MHz	220mA	0.2ohm	17	500MHz	6000MHz
LQP15TN3N0C02□	3.0nH±0.2nH	500MHz	190mA	0.3ohm	17	500MHz	5500MHz
LQP15TN3N3C02□	3.3nH±0.2nH	500MHz	190mA	0.3ohm	17	500MHz	5500MHz
LQP15TN3N6C02□	3.6nH±0.2nH	500MHz	170mA	0.3ohm	17	500MHz	5500MHz
LQP15TN3N9C02□	3.9nH±0.2nH	500MHz	170mA	0.4ohm	17	500MHz	5500MHz
LQP15TN4N7C02□	4.7nH±0.2nH	500MHz	160mA	0.5ohm	17	500MHz	5000MHz

Operating Temperature Range: -40°C to +85°C


Only for reflow soldering.

Continued on the following page.

● This data sheet is applied for CHIP INDUCTORS (CHIP COILS) used for General Electronics equipment for your design.

⚠ Note:

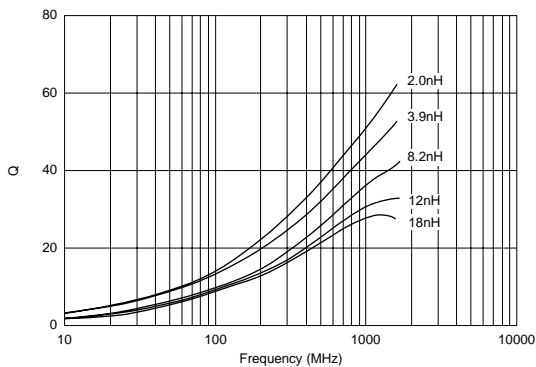
1. This datasheet is downloaded from the website of Murata Manufacturing co., Ltd. Therefore, it's specifications are subject to change or our products in it may be discontinued without advance notice. Please check with our sales representatives or product engineers before ordering.
2. This datasheet has only typical specifications because there is no space for detailed specifications. Therefore, please approve our product specifications or transact the approval sheet for product specifications before ordering.

 Continued from the preceding page.

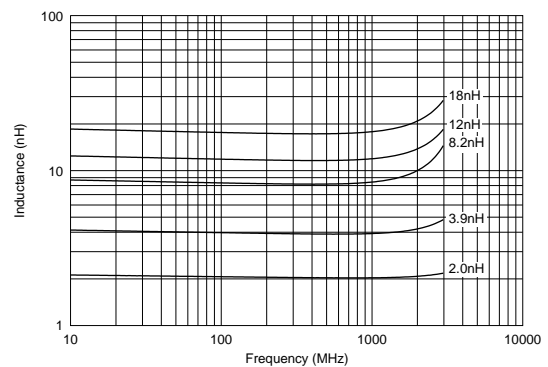
Part Number	Inductance	Test Frequency	Rated Current	Max. of DC resistance	Q (min.)	Test Frequency	Self Resonance Frequency (min.)
LQP15TN5N6C02□	5.6nH±0.2nH	500MHz	140mA	0.6ohm	17	500MHz	4500MHz
LQP15TN6N8H02□	6.8nH±3%	500MHz	130mA	0.7ohm	17	500MHz	3500MHz
LQP15TN8N2H02□	8.2nH±3%	500MHz	110mA	0.8ohm	17	500MHz	3000MHz
LQP15TN10NH02□	10nH±3%	500MHz	100mA	1.0ohm	17	500MHz	2500MHz
LQP15TN12NH02□	12nH±3%	500MHz	90mA	1.0ohm	17	500MHz	2500MHz
LQP15TN15NH02□	15nH±3%	500MHz	90mA	1.3ohm	17	500MHz	2000MHz
LQP15TN18NH02□	18nH±3%	500MHz	80mA	1.5ohm	17	500MHz	1500MHz

Operating Temperature Range: -40°C to +85°C
Only for reflow soldering.

■ Q-Frequency Characteristics (Typ.)



■ Inductance-Frequency Characteristics (Typ.)



■ ⚠ Caution/Notice

⚠ Caution (Rating)

Do not use products beyond the rated current as this may create excessive heat.

Notice

Solderability of Tin plating termination chip might be deteriorated when low temperature soldering profile where peak solder temperature is below the Tin melting point is used. Please confirm the solderability of Tin plating termination chip before use.

● This data sheet is applied for CHIP INDUCTORS (CHIP COILS) used for General Electronics equipment for your design.

⚠ Note:

1. This datasheet is downloaded from the website of Murata Manufacturing co., Ltd. Therefore, it's specifications are subject to change or our products in it may be discontinued without advance notice. Please check with our sales representatives or product engineers before ordering.
2. This datasheet has only typical specifications because there is no space for detailed specifications. Therefore, please approve our product specifications or transact the approval sheet for product specifications before ordering.