

# GRJ31CR72A105KE11#

“#” indicates a package specification code.



< List of part numbers with package codes >

GRJ31CR72A105KE11L      GRJ31CR72A105KE11K

## Appearance & Shape



## References

Packaging	Specifications	Standard Packing Quantity
L	180Embossed Tape	2000
K	330Embossed Tape	6000

Mass (typ.)	
1 piece	64.0mg
φ180mm Reel	169g

## Notices

Resin external electrode products

### Attention

- 1.This datasheet is downloaded from the website of Murata Manufacturing Co., Ltd. Therefore, it's specifications are subject to change or our products in it may be discontinued without advance notice. Please check with our sales representatives or product engineers before ordering.
- 2.This datasheet has only typical specifications because there is no space for detailed specifications. Therefore, please review our product specifications or consult the approval sheet for product specifications before ordering.

# GRJ31CR72A105KE11#

“#” indicates a package specification code.



## Specifications

Length	3.2±0.3mm
Width	1.6±0.3mm
Thickness	1.6±0.3mm
Capacitance	1.0μF ±10%
Distance between external terminals g	1.5mm min.
External terminal size e	0.3 to 1.0mm
Operating Temperature Range	-55°C to 125°C
Rated Voltage	100Vdc
Size code in inch(mm)	1206 (3216M)
Capacitance change rate	±15.0%
Temperature characteristics (complied standard)	X7R(EIA)
Temperature range of temperature characteristics	-55°C to 125°C

### Attention

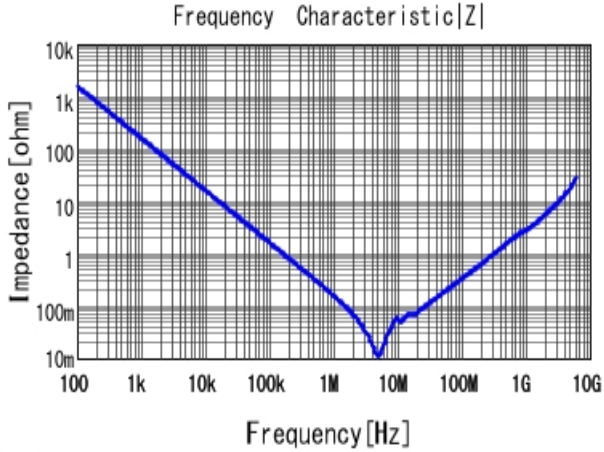
- 1.This datasheet is downloaded from the website of Murata Manufacturing Co., Ltd. Therefore, it's specifications are subject to change or our products in it may be discontinued without advance notice. Please check with our sales representatives or product engineers before ordering.
- 2.This datasheet has only typical specifications because there is no space for detailed specifications. Therefore, please review our product specifications or consult the approval sheet for product specifications before ordering.

# GRJ31CR72A105KE11#

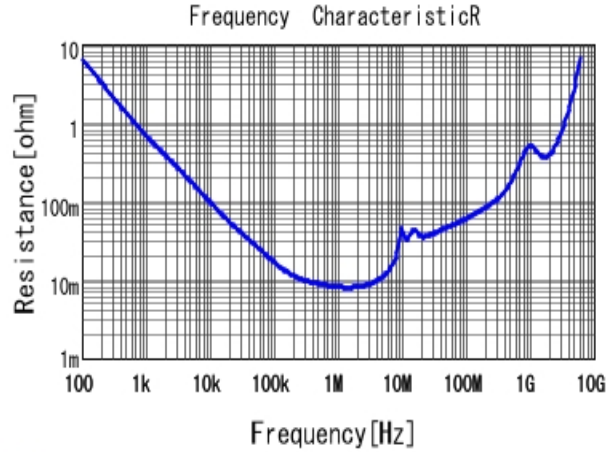
"#" indicates a package specification code.

## Characteristic Data

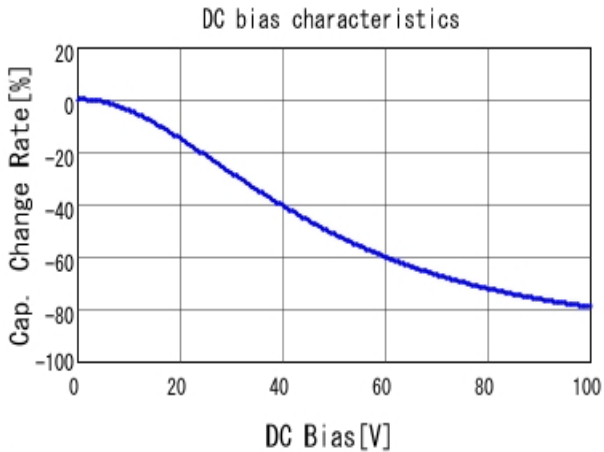
The charts below may show another part number which shares its characteristics.



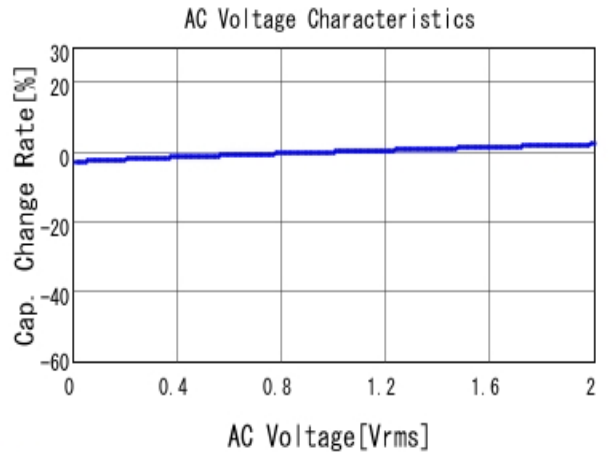
■ GRJ31CR72A105KE11 |Z| DCOV, 25degC



■ GRJ31CR72A105KE11 R DCOV, 25degC



■ GRJ31CR72A105KE11 C-DC bias capchange, 25.0degC, AC1.



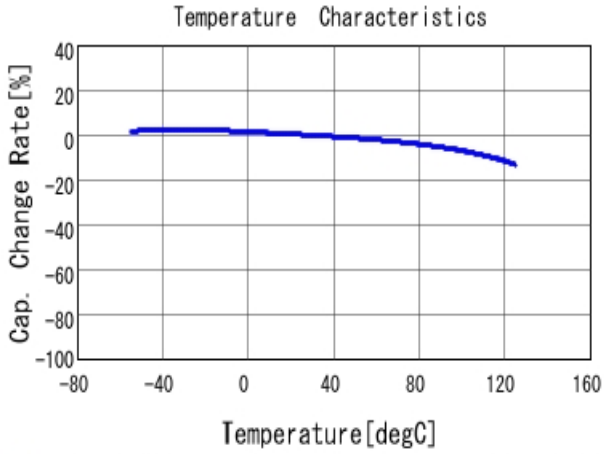
■ GRJ31CR72A105KE11 C-AC Voltage capchange, DCOV, 25.0d

**Attention**

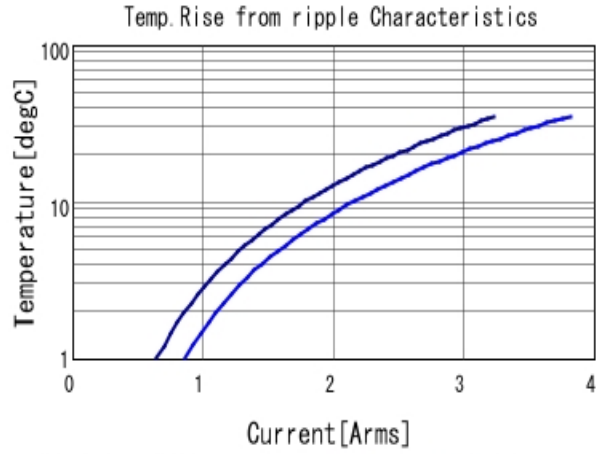
- 1.This datasheet is downloaded from the website of Murata Manufacturing Co., Ltd. Therefore, it's specifications are subject to change or our products in it may be discontinued without advance notice. Please check with our sales representatives or product engineers before ordering.
- 2.This datasheet has only typical specifications because there is no space for detailed specifications. Therefore, please review our product specifications or consult the approval sheet for product specifications before ordering.

# GRJ31CR72A105KE11#

“#” indicates a package specification code.



■ GRJ31CR72A105KE11 C-Temp. capchange, DC0.0V, AC1.0V<sub>r</sub>m



GRJ31CR72A105KE11 Temp. rise ■ 500kHz ■ 1MHz

**Attention**

1. This datasheet is downloaded from the website of Murata Manufacturing Co., Ltd. Therefore, its specifications are subject to change or our products in it may be discontinued without advance notice. Please check with our sales representatives or product engineers before ordering.
2. This datasheet has only typical specifications because there is no space for detailed specifications. Therefore, please review our product specifications or consult the approval sheet for product specifications before ordering.