

LQW15CN34NK10#

“#” indicates a package specification code.

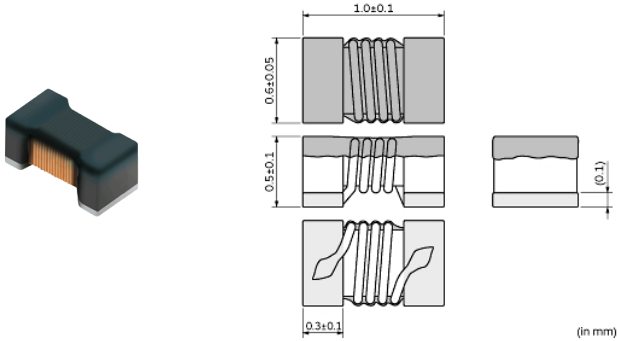
For RF Choke, For Power Choke



< List of part numbers with package codes >

LQW15CN34NK10B LQW15CN34NK10D

Appearance & Shape



References

| Packaging | Specifications | Standard Packing Quantity |
|-----------|------------------|---------------------------|
| B | Bulk(Bag) | 500 |
| D | 180mm Paper Tape | 10000 |

| Mass (typ.) | |
|-------------|--------|
| 1 piece | 0.001g |

Attention

- 1.This datasheet is downloaded from the website of Murata Manufacturing Co., Ltd. Therefore, it's specifications are subject to change or our products in it may be discontinued without advance notice. Please check with our sales representatives or product engineers before ordering.
- 2.This datasheet has only typical specifications because there is no space for detailed specifications. Therefore, please review our product specifications or consult the approval sheet for product specifications before ordering.

LQW15CN34NK10#

“#” indicates a package specification code.

Specifications

| | |
|--|----------------|
| L size | 1.0±0.1mm |
| W size | 0.6±0.05mm |
| T size | 0.5±0.1mm |
| Size code inch (mm) | 0402 (1005) |
| Inductance | 34nH±10% |
| Inductance Test Frequency | 100MHz |
| Rated current (Itemp) (Based on Temperature rise) | 1800mA |
| Max. of DC resistance | 0.036Ω |
| Class of magnetic shield | No Shield |
| Self resonance frequency (min.) | 2500MHz |
| Operating Temperature Range(Self-temperature rise is not included) | -55°C to 125°C |
| Brand | Murata |
| Series | LQW15CN_10 |

Attention

1.This datasheet is downloaded from the website of Murata Manufacturing Co., Ltd. Therefore, it's specifications are subject to change or our products in it may be discontinued without advance notice. Please check with our sales representatives or product engineers before ordering.

2.This datasheet has only typical specifications because there is no space for detailed specifications.

Therefore, please review our product specifications or consult the approval sheet for product specifications before ordering.

LQW15CN34NK10#

“#” indicates a package specification code.

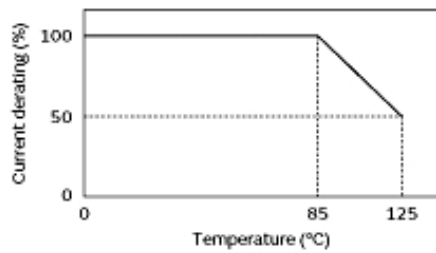


Notice For General

In operating temperatures exceeding +85°C, derating of current is necessary for this series.

Please apply the derating curve shown in the chart according to the operating temperature.

Derating of Rated Current



Attention

- 1.This datasheet is downloaded from the website of Murata Manufacturing Co., Ltd. Therefore, it's specifications are subject to change or our products in it may be discontinued without advance notice. Please check with our sales representatives or product engineers before ordering.
- 2.This datasheet has only typical specifications because there is no space for detailed specifications. Therefore, please review our product specifications or consult the approval sheet for product specifications before ordering.

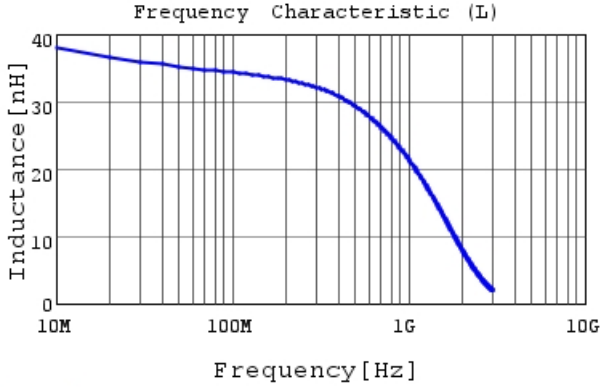
LQW15CN34NK10#

"#" indicates a package specification code.

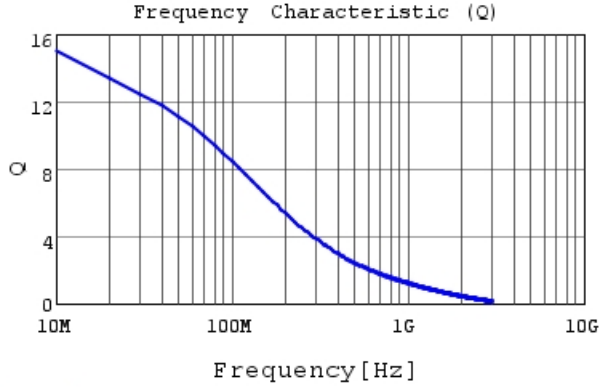


Characteristic Data

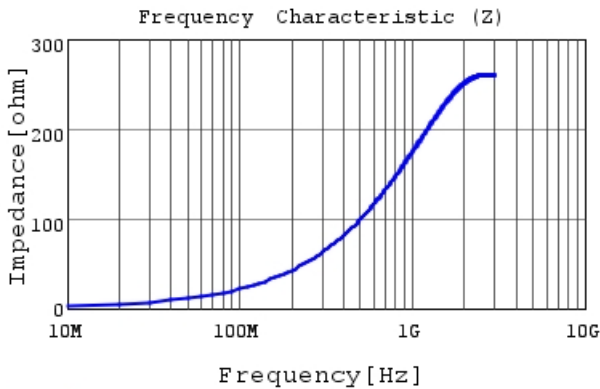
The charts below may show another part number which shares its characteristics.



LQW15CN34NK10 L



LQW15CN34NK10 Q



LQW15CN34NK10 |Z|

Attention

- 1.This datasheet is downloaded from the website of Murata Manufacturing Co., Ltd. Therefore, it's specifications are subject to change or our products in it may be discontinued without advance notice. Please check with our sales representatives or product engineers before ordering.
- 2.This datasheet has only typical specifications because there is no space for detailed specifications. Therefore, please review our product specifications or consult the approval sheet for product specifications before ordering.