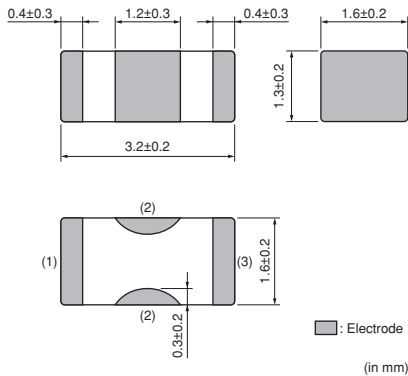


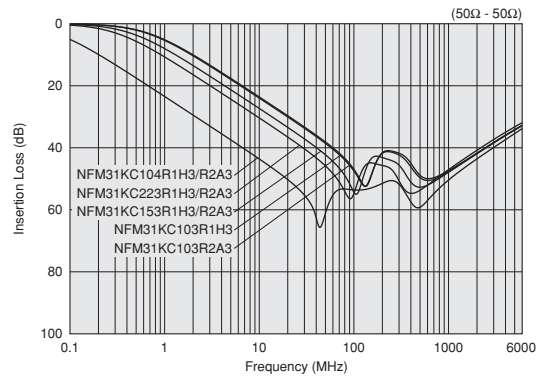
EMIFIL® (Capacitor type) Single Circuit Type for Large Current

NFM31K Series (1206 Size)

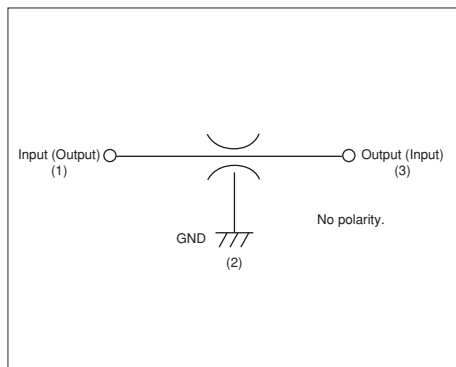
■ Dimensions



■ Insertion Loss Characteristics (Main Items)



■ Equivalent Circuit



■ Packaging

| Code | Packaging | Minimum Quantity |
|------|---------------------|------------------|
| L | 180mm Embossed Tape | 3000 |
| B | Bulk(Bag) | 500 |

■ Rated Value (□: packaging code)

| Part Number | Capacitance | Rated Current | Rated Voltage | Insulation Resistance (min.) | Operating Temperature Range |
|-----------------|---------------|---------------|---------------|------------------------------|-----------------------------|
| NFM31KC103R1H3□ | 10000pF ±20% | 10A | 50Vdc | 1000M ohm | -55 to +125°C |
| NFM31KC103R2A3□ | 10000pF ±20% | 10A | 100Vdc | 1000M ohm | -55 to +125°C |
| NFM31KC153R1H3□ | 15000pF ±20% | 10A | 50Vdc | 1000M ohm | -55 to +125°C |
| NFM31KC153R2A3□ | 15000pF ±20% | 10A | 100Vdc | 1000M ohm | -55 to +105°C |
| NFM31KC223R1H3□ | 22000pF ±20% | 10A | 50Vdc | 1000M ohm | -55 to +125°C |
| NFM31KC223R2A3□ | 22000pF ±20% | 10A | 100Vdc | 1000M ohm | -55 to +105°C |
| NFM31KC104R1H3□ | 100000pF ±20% | 6A | 50Vdc | 1000M ohm | -55 to +125°C |
| NFM31KC104R2A3□ | 100000pF ±20% | 6A | 100Vdc | 1000M ohm | -55 to +105°C |


Number of Circuit: 1

Continued on the following page.

● This data sheet is applied for CHIP EMIFIL® used for General Electronics equipment for your design.

⚠ Note:

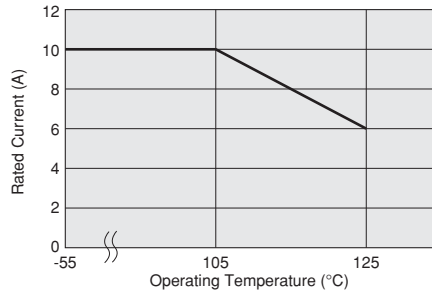
- This datasheet is downloaded from the website of Murata Manufacturing co., ltd. Therefore, it's specifications are subject to change or our products in it may be discontinued without advance notice. Please check with our sales representatives or product engineers before ordering.
- This datasheet has only typical specifications because there is no space for detailed specifications. Therefore, please approve our product specifications or transact the approval sheet for product specifications before ordering.

 Continued from the preceding page.

Derating of Rated Current

When NFM31K series is used in operating temperatures exceeding +105°C, derating of current is necessary. Please apply the derating curve shown in chart according to the operating temperature.

Derating of Rated Current
(Except NFM31KC 153/223/104 R2A3,
NFM31KC104R1H3)



Caution/Notice

Caution (Rating)

Do not use products beyond the rated current and rated voltage as this may create excessive heat and deteriorate the insulation resistance.

Notice

Solderability of Tin plating termination chip might be deteriorated when low temperature soldering profile where peak solder temperature is below the Tin melting point is used. Please confirm the solderability of Tin plating termination chip before use.

● This data sheet is applied for CHIP EMIFIL® used for General Electronics equipment for your design.

Note:

1. This datasheet is downloaded from the website of Murata Manufacturing co., ltd. Therefore, it's specifications are subject to change or our products in it may be discontinued without advance notice. Please check with our sales representatives or product engineers before ordering.
2. This datasheet has only typical specifications because there is no space for detailed specifications. Therefore, please approve our product specifications or transact the approval sheet for product specifications before ordering.