



# Multilayer Band Pass Filter (Balance Output Type)

For 4900–5950MHz

# DEA215425BT-7075C2

2.0x1.5mm

\* Dimensions Code JIS

## Caution

**The products in this catalog will be or have been stopped production**

Discontinue Issue Date	Jul. 6, 2018
Last Purchase Order Date	Dec. 17, 2018
Last Shipment Date	Mar. 29, 2019

Please refer to our Web site about replacement information.

# Multilayer Band Pass Filter (Balance Output Type)

Conformity to RoHS Directive

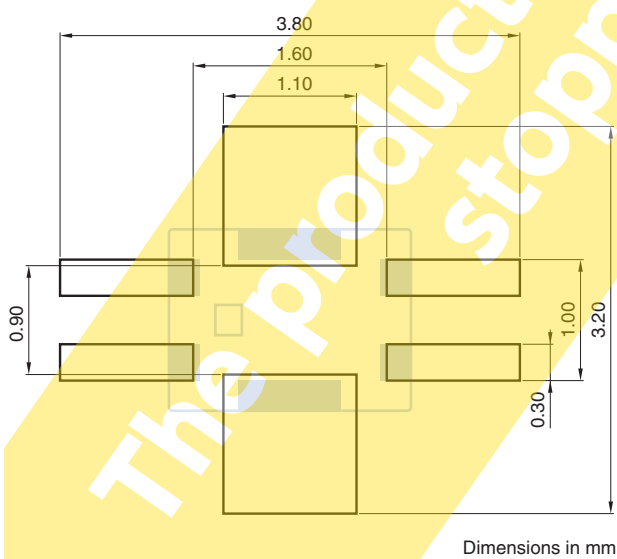
For 4900–5950MHz

## DEA215425BT-7075C2

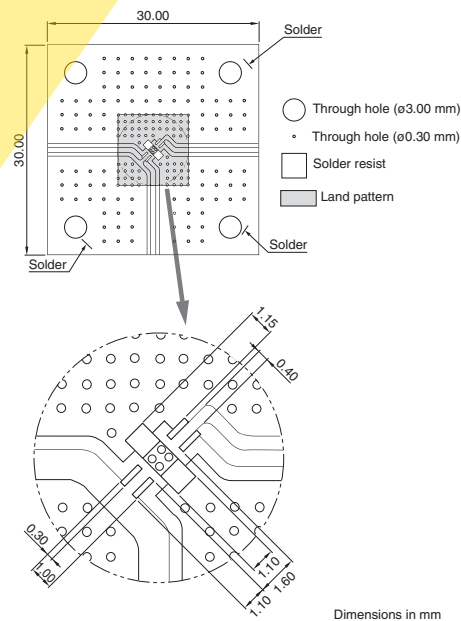
### SHAPES AND DIMENSIONS



### RECOMMENDED LAND PATTERN



### EVALUATION BOARD



RoHS Directive Compliant Product: See the following for more details related to RoHS Directive compliant products. <http://product.tdk.com/en/environment/rohs/>

- All specifications are subject to change without notice.
- Before using these products, be sure to request the delivery specifications.

## DEA215425BT-7075C2

## ELECTRICAL CHARACTERISTICS

Item	Frequency Range (MHz)	Min.	Typ.	Max.
Unbalanced Port Characteristic Impedance ( $\Omega$ )			50 (Nominal)	
Balanced Port Characteristic Impedance ( $\Omega$ )			100 (Nominal)	
Insertion Loss (dB)	4900 to 5950	—	2.3	2.8
	4900 to 5950	—	—	3.1 (–5 to +85°C)
Attenuation (dB)	DC to 4000	30	40	—
	6500 to 7000	12	17	—
	7200 to 8000	20	25	—
	8000 to 10000	15	24	—
	10000 to 18000	10	20	—
Return Loss at Unbalanced Port (dB)	4900 to 5950	9.54	13	—
Phase Balance (deg.)	4900 to 5950	165	184	195
Amplitude Balance (dB)	4900 to 5950	–1.5	–0.6	1.5

· Ta: +25±5°C

## TEMPERATURE RANGE

Operating temperature (°C)	Storage temperature (°C)
–40 to +85	–40 to +85

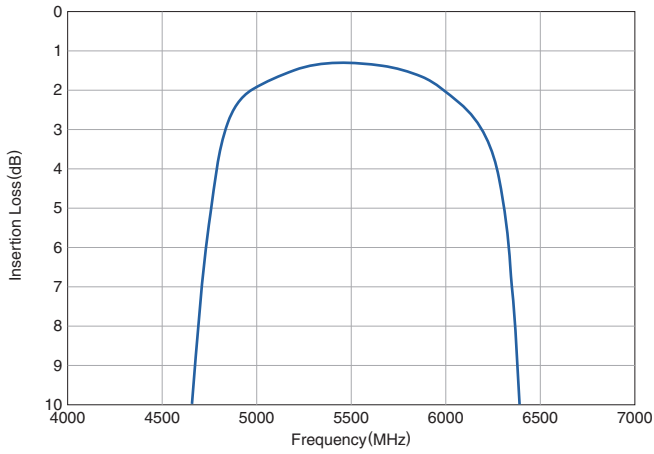
The products will be or have been stopped production

- All specifications are subject to change without notice.
- Before using these products, be sure to request the delivery specifications.

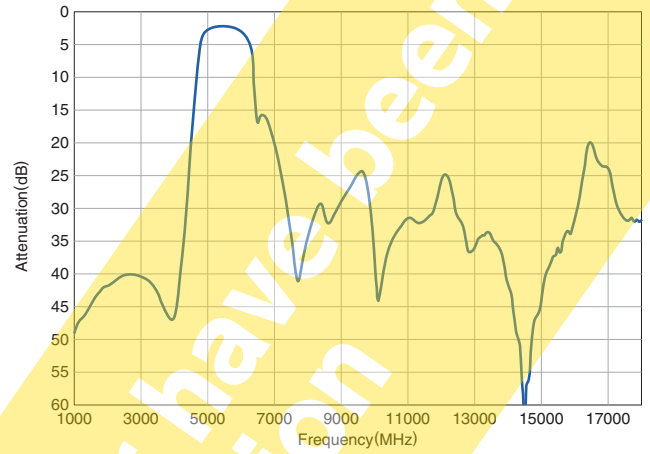
# DEA215425BT-7075C2

## FREQUENCY CHARACTERISTICS

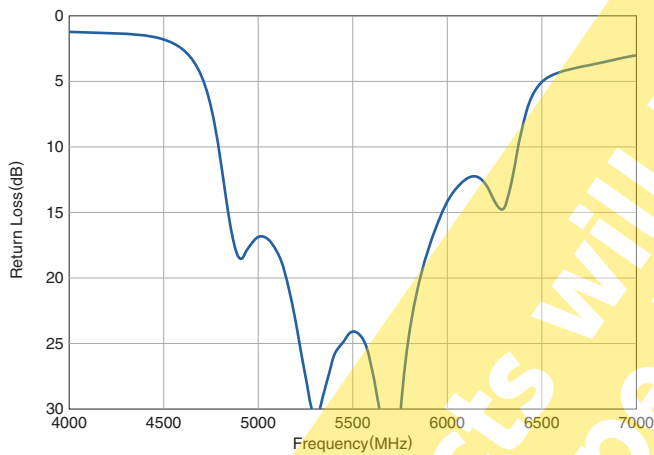
SDS21 INSERTION LOSS



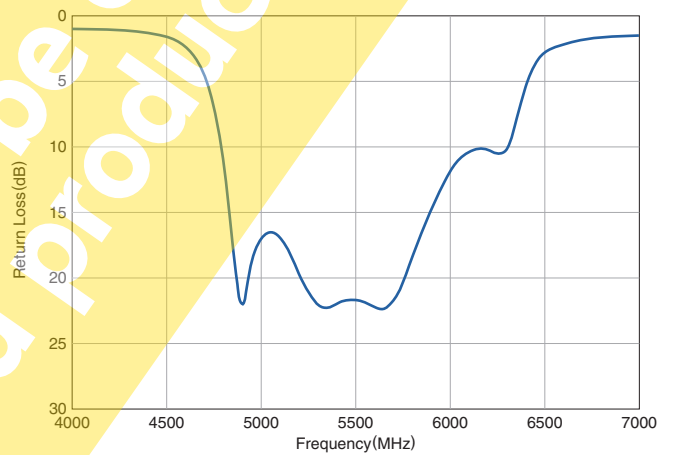
SDS21 ATTENUATION



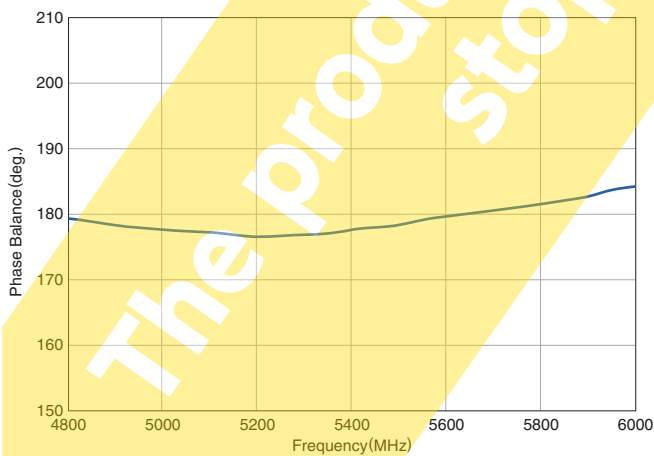
SSS11 RETURN LOSS at UNBALANCE PORT



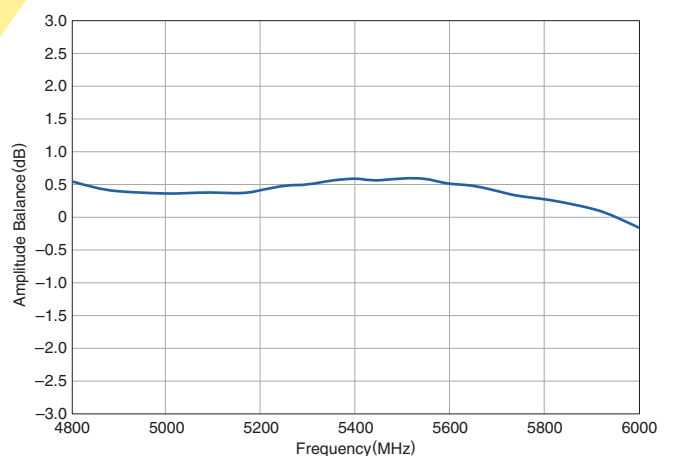
SDD22 RETURN LOSS at BALANCE PORT



PHASE BALANCE



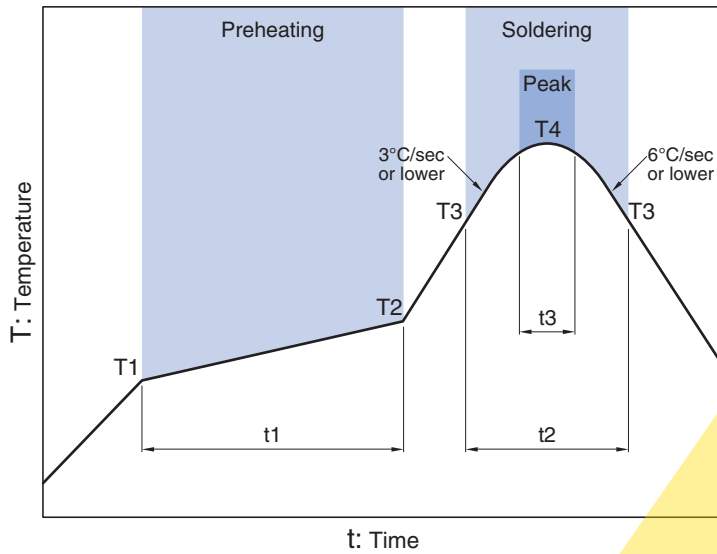
AMPLITUDE BALANCE



- All specifications are subject to change without notice.
- Before using these products, be sure to request the delivery specifications.

## DEA215425BT-7075C2

## RECOMMENDED REFLOW PROFILE



Preheating			Soldering			
			Critical zone (T3 to T4)		Peak	
Temp.	Temp.	Time	Temp.	Time	Temp.	Time
T1	T2	t1	T3	t2	T4	t3*
150°C	200°C	60 to 120sec	217°C	60 to 120sec	240 to 260°C	30sec max.

\* t3 : Time within 5°C of actual peak temperature  
The maximum number of reflow is 3.

The products will be or have been stopped production

- All specifications are subject to change without notice.
- Before using these products, be sure to request the delivery specifications.

## REMINDERS FOR USING THESE PRODUCTS

Before using these products, be sure to request the delivery specifications.

### SAFETY REMINDERS

Please pay sufficient attention to the warnings for safe designing when using these products.

#### REMINDERS

The products listed on this catalog are intended for use in general electronic equipment (AV equipment, telecommunications equipment, home appliances, amusement equipment, computer equipment, personal equipment, office equipment, measurement equipment, industrial robots) under a normal operation and use condition.

The products are not designed or warranted to meet the requirements of the applications listed below, whose performance and/or quality require a more stringent level of safety or reliability, or whose failure, malfunction or trouble could cause serious damage to society, person or property.

Please understand that we are not responsible for any damage or liability caused by use of the products in any of the applications below or for any other use exceeding the range or conditions set forth in this catalog.

- |   |  |
|---|--|
| (1) Aerospace/Aviation equipment                                  | (8) Public information-processing equipment                                  |
| (2) Transportation equipment (cars, electric trains, ships, etc.) | (9) Military equipment   |
| (3) Medical equipment   | (10) Electric heating apparatus, burning equipment                           |
| (4) Power-generation control equipment                            | (11) Disaster prevention/crime prevention equipment                          |
| (5) Atomic energy-related equipment                               | (12) Safety equipment  |
| (6) Seabed equipment  | (13) Other applications that are not considered general-purpose applications |
| (7) Transportation control equipment                              |  |

When using this product in general-purpose applications, you are kindly requested to take into consideration securing protection circuit/equipment or providing backup circuits, etc., to ensure higher safety.

- All specifications are subject to change without notice.
- Before using these products, be sure to request the delivery specifications.