



# Multilayer Band Pass Filter

For 2500-2700MHz

# DEA162600BT-1258C2

1.6x0.8mm [EIA 0603]\*

\* Dimensions Code JIS[EIA]

## Caution

**The products in this catalog will be or have been stopped production**

<b>Discontinue Issue Date</b>	Jun. 3, 2022
<b>Last Purchase Order Date</b>	Mar. 31, 2023
<b>Last Shipment Date</b>	Mar. 31, 2024

**Please refer to our Web site about replacement information.**

## Multilayer Band Pass Filter

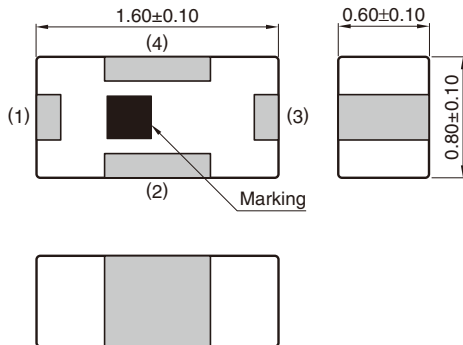
Conformity to RoHS Directive

For 2500-2700MHz

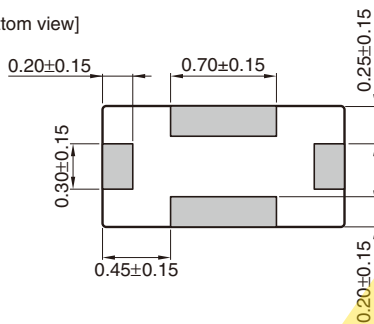
## DEA162600BT-1258C2

## SHAPES AND DIMENSIONS

[Top view]



[Bottom view]

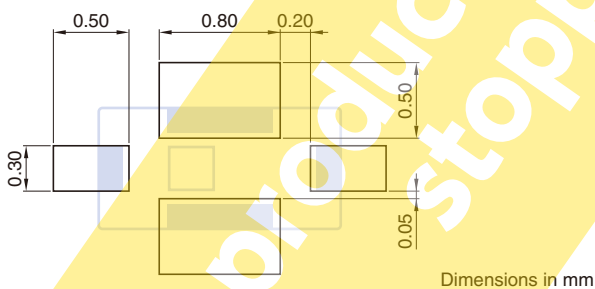


Terminal functions

1	IN
2	GND
3	OUT
4	GND

Dimensions in mm

## RECOMMENDED LAND PATTERN



Dimensions in mm

○ RoHS Directive Compliant Product: See the following for more details related to RoHS Directive compliant products. <http://product.tdk.com/en/environment/rohs/>

- All specifications are subject to change without notice.
- Before using these products, be sure to request the delivery specifications.

## DEA162600BT-1258C2

## ELECTRICAL CHARACTERISTICS

Item	Frequency Range (MHz)	Min.	Typ.	Max.
Insertion Loss (dB)	2500 to 2700	—	1.6	2.2
Return Loss (dB)	2500 to 2700	9	15.5	—
	806 to 825	25	39.0	—
Attenuation (dB)	825 to 849	25	38.9	—
	880 to 915	25	38.3	—
	1710 to 1785	25	46.6	—
	1850 to 1910	25	33.6	—
	1920 to 1980	15	28.2	—
	3300 to 3900	5	12.5	—
	4900 to 5900	15	27.7	—
Characteristic Impedance ( $\Omega$ )	50 (Nominal)			—

· Ta: +25±5°C

## TEMPERATURE RANGE

Operating temperature (°C)	Storage temperature (°C)
-40 to +85	-40 to +85

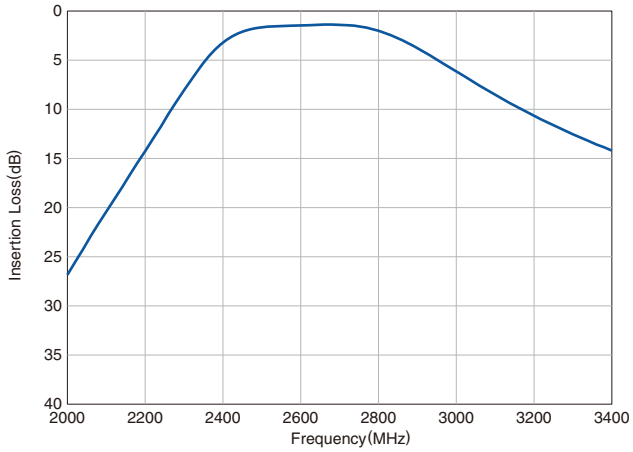
The products will be or have been stopped production

- All specifications are subject to change without notice.
- Before using these products, be sure to request the delivery specifications.

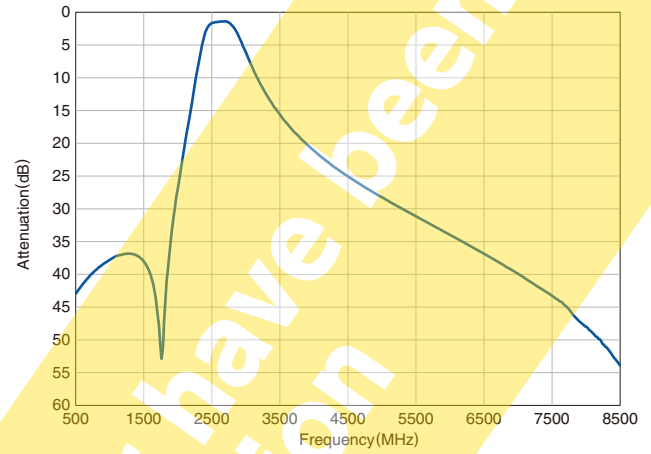
## DEA162600BT-1258C2

## FREQUENCY CHARACTERISTICS

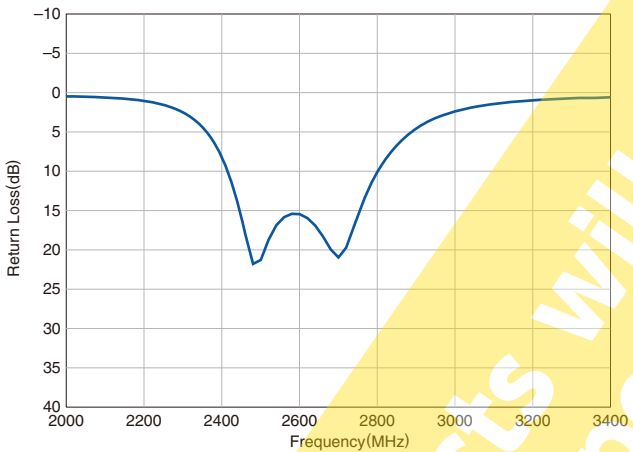
## INSERTION LOSS



## ATTENUATION



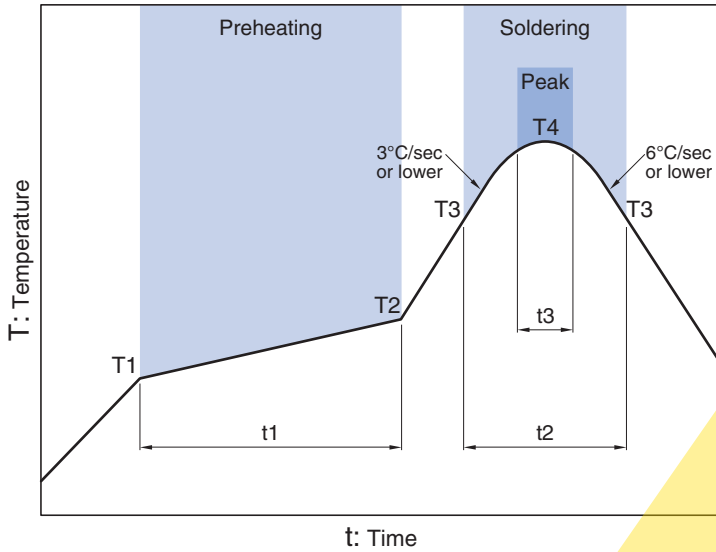
## RETURN LOSS



The products will be or have been stopped production

- All specifications are subject to change without notice.
- Before using these products, be sure to request the delivery specifications.

**RECOMMENDED REFLOW PROFILE**



Preheating			Soldering			
			Critical zone (T3 to T4)		Peak	
Temp.	Temp.	Time	Temp.	Time	Temp.	Time
T1	T2	t1	T3	t2	T4	t3*
150°C	200°C	60 to 120sec	217°C	60 to 120sec	240 to 260°C	30sec max.

\* t3 : Time within 5°C of actual peak temperature  
The maximum number of reflow is 3.

The products will be or have been stopped production

- All specifications are subject to change without notice.
- Before using these products, be sure to request the delivery specifications.

## REMINDERS FOR USING THESE PRODUCTS

Before using these products, be sure to request the delivery specifications.

### SAFETY REMINDERS

Please pay sufficient attention to the warnings for safe designing when using these products.

#### REMINDERS

The products listed on this catalog are intended for use in general electronic equipment (AV equipment, telecommunications equipment, home appliances, amusement equipment, computer equipment, personal equipment, office equipment, measurement equipment, industrial robots) under a normal operation and use condition.

The products are not designed or warranted to meet the requirements of the applications listed below, whose performance and/or quality require a more stringent level of safety or reliability, or whose failure, malfunction or trouble could cause serious damage to society, person or property.

Please understand that we are not responsible for any damage or liability caused by use of the products in any of the applications below or for any other use exceeding the range or conditions set forth in this catalog.

- |   |  |
|---|--|
| (1) Aerospace/Aviation equipment                                  | (8) Public information-processing equipment                                  |
| (2) Transportation equipment (cars, electric trains, ships, etc.) | (9) Military equipment   |
| (3) Medical equipment   | (10) Electric heating apparatus, burning equipment                           |
| (4) Power-generation control equipment                            | (11) Disaster prevention/crime prevention equipment                          |
| (5) Atomic energy-related equipment                               | (12) Safety equipment  |
| (6) Seabed equipment  | (13) Other applications that are not considered general-purpose applications |
| (7) Transportation control equipment                              |  |

When using this product in general-purpose applications, you are kindly requested to take into consideration securing protection circuit/equipment or providing backup circuits, etc., to ensure higher safety.

- All specifications are subject to change without notice.
- Before using these products, be sure to request the delivery specifications.