

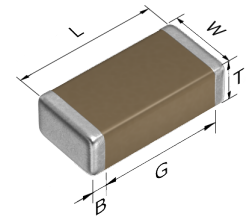
**TDK item description** CGB2A1X6S1A474MT\*\*\*\*

**Applications** Commercial Grade

**Feature** Low Profile

**Series** CGB2(1005) [EIA 0402]

**Status** Production (Not Recommended for New Design)  
Recommended Alternate Part No. : CGB2A1X6S1A474K033BC (Interchangeability is not guaranteed.)



#### Size

Length(L)	1.00mm ±0.05mm
Width(W)	0.50mm ±0.05mm
Thickness(T)	0.30mm ±0.03mm
Terminal Width(B)	0.10mm Min.
Terminal Spacing(G)	0.30mm Min.
Recommended Land Pattern (PA)	0.30mm to 0.50mm
Recommended Land Pattern (PB)	0.35mm to 0.45mm
Recommended Land Pattern (PC)	0.40mm to 0.60mm

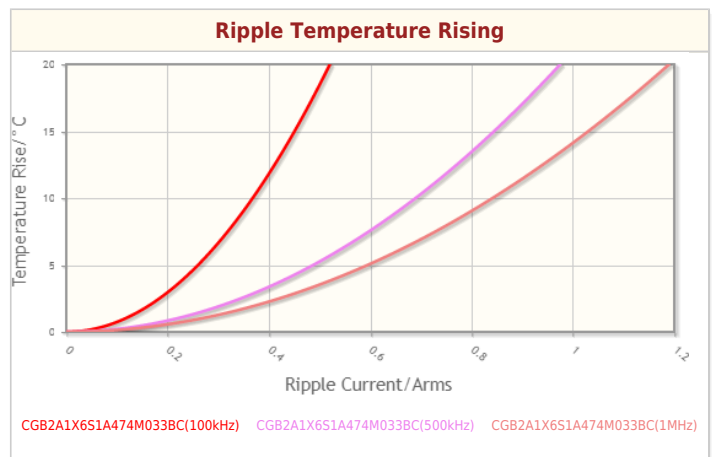
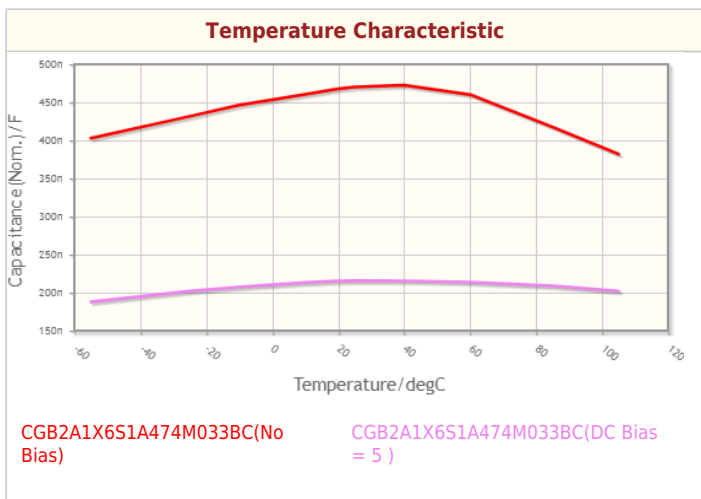
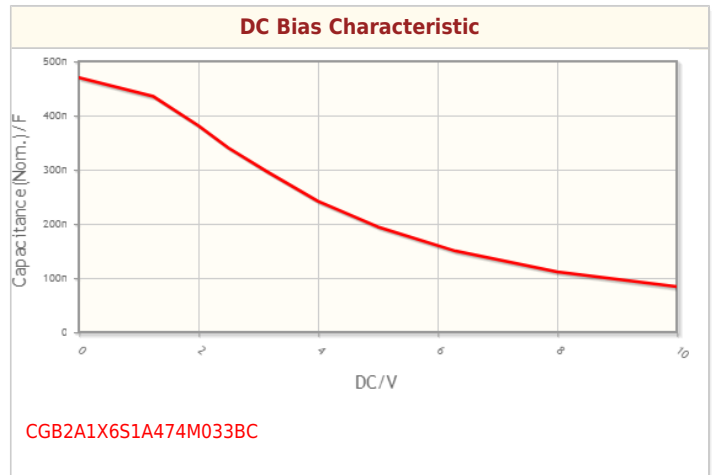
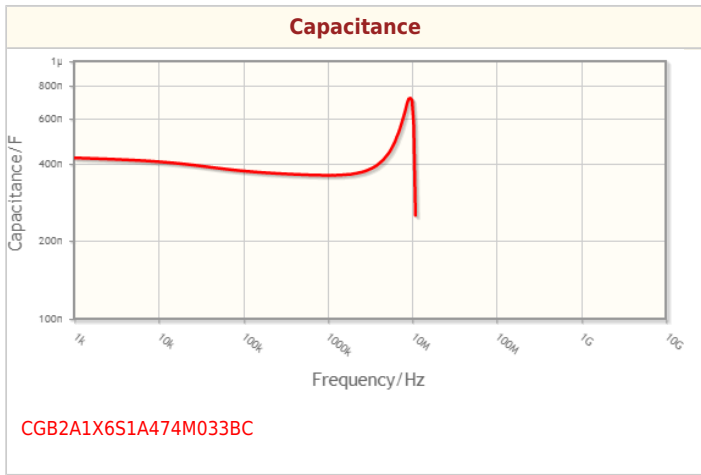
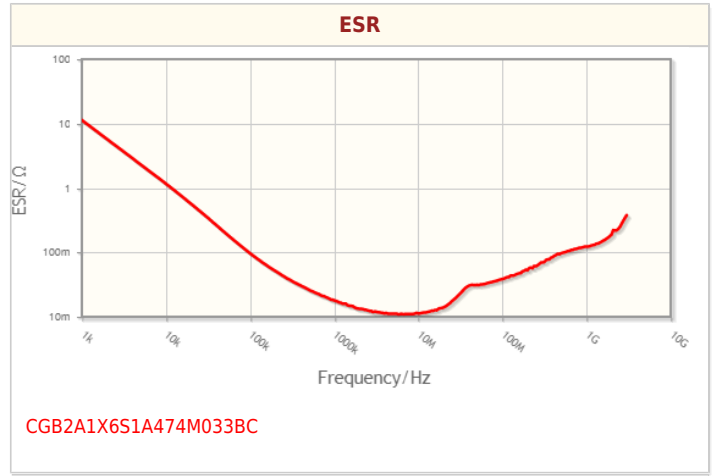
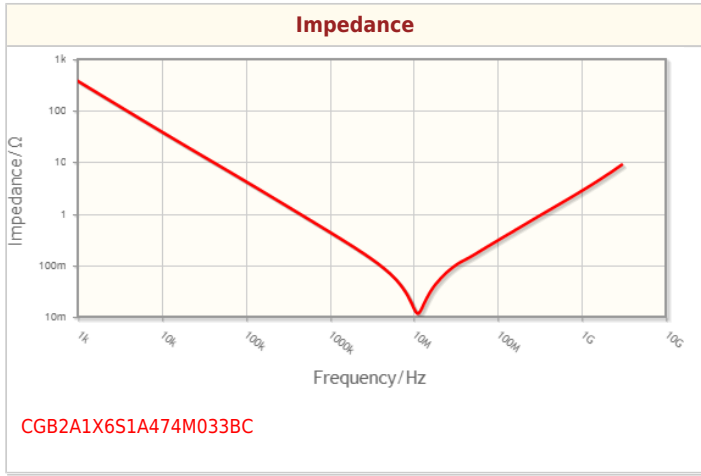
#### Electrical Characteristics

Capacitance	470nF ±20%
Rated Voltage	10VDC
Temperature Characteristic	X6S(±22%)
Dissipation Factor (Max.)	10%
Insulation Resistance (Min.)	212MΩ

#### Other

Soldering Method	Reflow
AEC-Q200	NO
Packing	Punched (Paper)Taping [180mm Reel]
Package Quantity	10000pcs

Characteristic Graphs(This is reference data, and does not guarantee the products characteristics.)



! Images are for reference only and show exemplary products.  
! This PDF document was created based on the data listed on the TDK Corporation website.  
! All specifications are subject to change without notice.

## Associated Images

