

LQH44PN3R3NGR#

“#” indicates a package specification code.

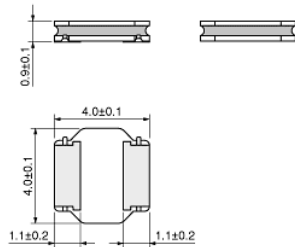

Size Code 4040 (1515) in mm (in inch), 1.0mm max. Thickness. Low DC resistance design



< List of part numbers with package codes >

LQH44PN3R3NGRK LQH44PN3R3NGRL

Appearance & Shape



(in mm)

Notices

When rated current is applied to the products, inductance will be within $\pm 30\%$ of initial inductance value range. Keep the temperature (ambient temperature plus self-generation of heat) under 125°C . When rated current is applied to the products, the self-temperature rise shall be limited to 40°C max (ambient temperature 85°C). When rated current is applied to the products, the self-temperature rise shall be limited to 20°C max (ambient temperature 85°C to 105°C).

References

Packaging	Specifications	Standard Packing Quantity
K	330Embossed Tape	4500
L	180Embossed Tape	1000

Mass (typ.)	
1 piece	0.059g

Attention

- 1.This datasheet is downloaded from the website of Murata Manufacturing Co., Ltd. Therefore, it's specifications are subject to change or our products in it may be discontinued without advance notice. Please check with our sales representatives or product engineers before ordering.
- 2.This datasheet has only typical specifications because there is no space for detailed specifications. Therefore, please review our product specifications or consult the approval sheet for product specifications before ordering.

LQH44PN3R3NGR#

“#” indicates a package specification code.



Specifications

L size	4.0±0.1mm
W size	4.0±0.1mm
T size	0.9±0.1mm
Size code inch (mm)	1515 (4040)
Inductance	3.3μH±30%
Inductance Test Frequency	1MHz
Rated current (Isat) (Based on Inductance change)	1500mA
Rated current (Itemp) (Based on Temperature rise)	1700mA(Ambient temp.85°C) 1000mA(Ambient temp. 105°C)
Max. of DC resistance	0.132Ω
Operating Temperature Range (Self-temperature rise is included)	-40°C to 125°C
Class of magnetic shield	Magnetic Resin
Self resonance frequency (min.)	25MHz
Operating Temperature Range(Self-temperature rise is not included)	-40°C to 105°C
Brand	Murata
DC Resistance Intermediate Values	0.11Ω±20%
Series	LQH44PN_GR

Attention

1.This datasheet is downloaded from the website of Murata Manufacturing Co., Ltd. Therefore, it's specifications are subject to change or our products in it may be discontinued without advance notice. Please check with our sales representatives or product engineers before ordering.

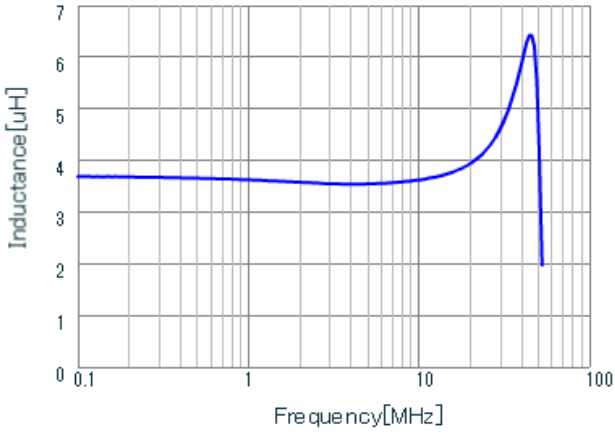
2.This datasheet has only typical specifications because there is no space for detailed specifications.

Therefore, please review our product specifications or consult the approval sheet for product specifications before ordering.

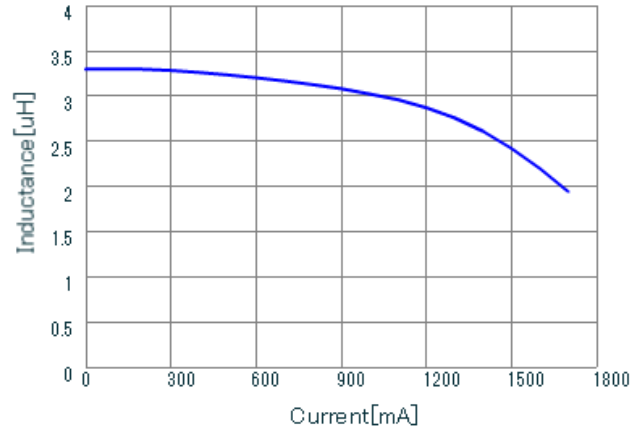
LQH44PN3R3NGR#

“#” indicates a package specification code.

Characteristic Data

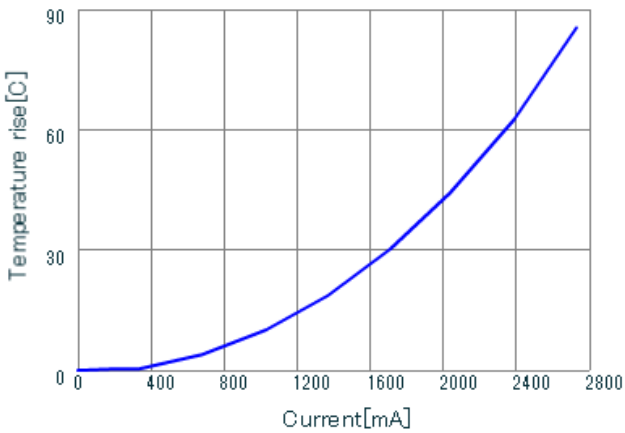


LQH44PN3R3NGR L



LQH44PN3R3NGR DC-Bias, 20

Inductance - Frequency Characteristics



LQH44PN3R3NGR DT_Current

Impedance - Current Characteristics

Temperature Increase Characteristic

Attention

- 1.This datasheet is downloaded from the website of Murata Manufacturing Co., Ltd. Therefore, it's specifications are subject to change or our products in it may be discontinued without advance notice. Please check with our sales representatives or product engineers before ordering.
- 2.This datasheet has only typical specifications because there is no space for detailed specifications. Therefore, please review our product specifications or consult the approval sheet for product specifications before ordering.