

LDB212G4010C-001

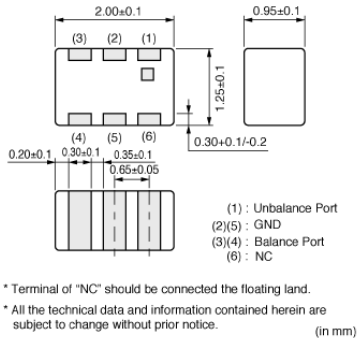
In Production

Recommended

RoHS

REACH

Appearance & Shape



Features

- Chip type SMD baluns constructed with copper conductor and ceramic material.
Ideal for high-frequency applications.
Small-size and low-loss baluns can be customized for the balance impedance of 50ohm to 200ohm.
1. Available in the 2300MHz to 2500MHz frequency range.
 2. Impedance at balanced terminals is 100ohm.
 3. Small, Low-profiled SMD.
 4. Low loss.
 5. Available in tape and reel packing for automatic mounting.

Packaging Information

| Packaging | Specifications | Minimum Order Quantity |
|-----------|---------------------|------------------------|
| - | 180mm Embossed Tape | 4000 |

Attention
1.This datasheet is downloaded from the website of Murata Manufacturing Co., Ltd. Therefore, it's specifications are subject to change or our products in it may be discontinued without advance notice. Please check with our sales representatives or product engineers before ordering.
2.This datasheet has only typical specifications because there is no space for detailed specifications.
Therefore, please review our product specifications or consult the approval sheet for product specifications before ordering.

LDB212G4010C-001



Specifications

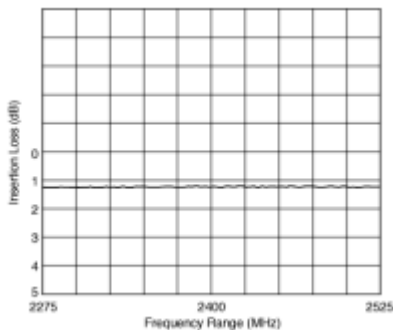
| | |
|---|------------------------------------|
| Center Frequency | 2400.00MHz |
| Frequency Range | 2300.00MHz to 2500.00MHz |
| Insertion Loss I) | 0.90dB max. (at 25°C) |
| Insertion Loss II) | 1.00dB max. (-40 to +85°C) |
| Unbalance Impedance (Nom.) | 50Ω |
| Balance Impedance (Differential) (Nom.) | 100Ω |
| Unbalance Port VSWR | 1.80 max. (Balance Port:at 100ohm) |
| Power Capacity | 0.5W |
| Operating Temperature Range | -40°C to 85°C |
| L x W (size) | 2.00x1.25mm |
| Thickness(max.) | 1.05mm |

Attention

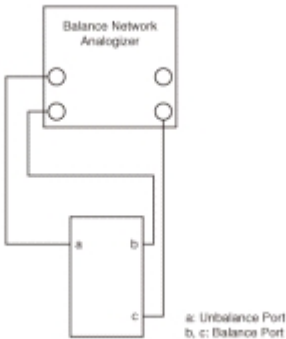
1.This datasheet is downloaded from the website of Murata Manufacturing Co., Ltd. Therefore, it's specifications are subject to change or our products in it may be discontinued without advance notice. Please check with our sales representatives or product engineers before ordering.
2.This datasheet has only typical specifications because there is no space for detailed specifications.
Therefore, please review our product specifications or consult the approval sheet for product specifications before ordering.

LDB212G4010C-001

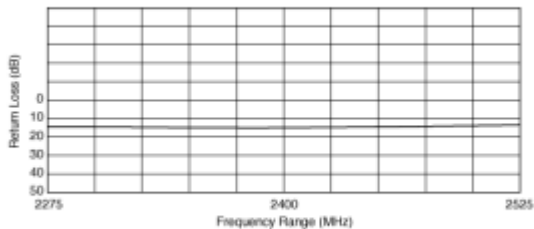
Product Data



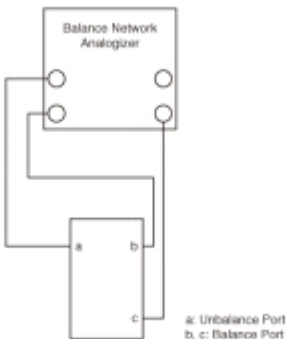
Insertion Loss Characteristics



Measurement Circuit of Insertion Loss



Characteristics of Unbalance Port VSWR



Measurement Circuit of Unbalance Port VSWR

Attention

1.This datasheet is downloaded from the website of Murata Manufacturing Co., Ltd. Therefore, it's specifications are subject to change or our products in it may be discontinued without advance notice. Please check with our sales representatives or product engineers before ordering.
2.This datasheet has only typical specifications because there is no space for detailed specifications.
Therefore, please review our product specifications or consult the approval sheet for product specifications before ordering.