

**TS-XB Series 105°C, 7000 hours**

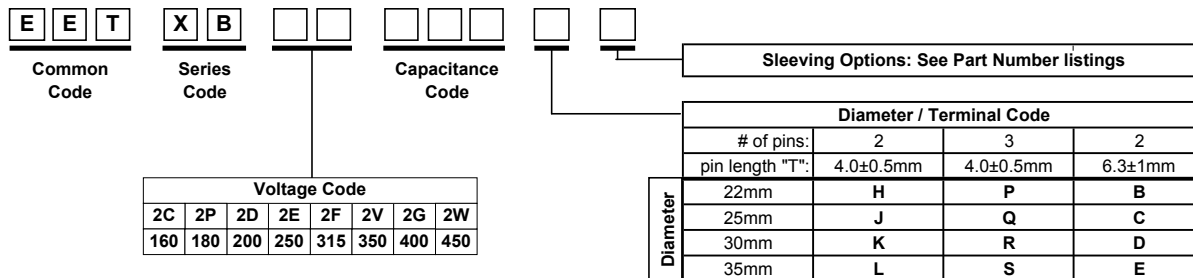
- Designed for long life industrial applications
- 2 and 3 pin versions available
- RoHS compliant PVC and RoHS compliant PET sleeve options



Rated Working Voltage:	160 ~ 250 VDC	315 ~ 450 VDC																																						
Operating Temperature:	-40 ~ +105°C	-25 ~ +105°C																																						
Nominal Capacitance:	180~2200 µF	39 ~ 680µF																																						
Capacitance Tolerance:	± 20%																																							
Dissipation Factor: (120 Hz, +20°C)	15% max.																																							
Leakage Current:	3√CV (µA) max. after 5 minutes; C = Capacitance in µF, V = WV																																							
Ripple Current Multipliers:	<table border="1"> <tr> <th>Frequency(Hz):</th> <th>50</th> <th>60</th> <th>100~120</th> <th>500</th> <th>1k</th> <th>10k</th> </tr> <tr> <td>16~100WV:</td> <td>0.93</td> <td>0.95</td> <td>1.0</td> <td>1.05</td> <td>1.08</td> <td>1.15</td> </tr> <tr> <td>160~450WV:</td> <td>0.75</td> <td>0.8</td> <td>1.0</td> <td>1.2</td> <td>1.25</td> <td>1.4</td> </tr> </table>	Frequency(Hz):	50	60	100~120	500	1k	10k	16~100WV:	0.93	0.95	1.0	1.05	1.08	1.15	160~450WV:	0.75	0.8	1.0	1.2	1.25	1.4	<table border="1"> <tr> <th colspan="5">Ripple Current Ambient Temperature Factors*</th> </tr> <tr> <td>Temperature (°C):</td> <td>105°C</td> <td>85°C</td> <td>70°C</td> <td>60°C</td> <td>≤45°C</td> </tr> <tr> <td>Multiplier:</td> <td>1.0</td> <td>1.7</td> <td>2.0</td> <td>2.2</td> <td>2.35</td> </tr> </table>	Ripple Current Ambient Temperature Factors*					Temperature (°C):	105°C	85°C	70°C	60°C	≤45°C	Multiplier:	1.0	1.7	2.0	2.2	2.35
Frequency(Hz):	50	60	100~120	500	1k	10k																																		
16~100WV:	0.93	0.95	1.0	1.05	1.08	1.15																																		
160~450WV:	0.75	0.8	1.0	1.2	1.25	1.4																																		
Ripple Current Ambient Temperature Factors*																																								
Temperature (°C):	105°C	85°C	70°C	60°C	≤45°C																																			
Multiplier:	1.0	1.7	2.0	2.2	2.35																																			
Endurance:	7000 hours at +105°C with maximum specified ripple current (see page4)																																							

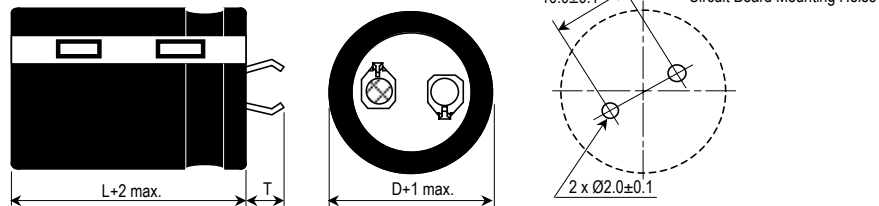
\*Use of temperature ripple current multipliers may limit life to the hours specified for the maximum operating temperature.

**Part Number System**

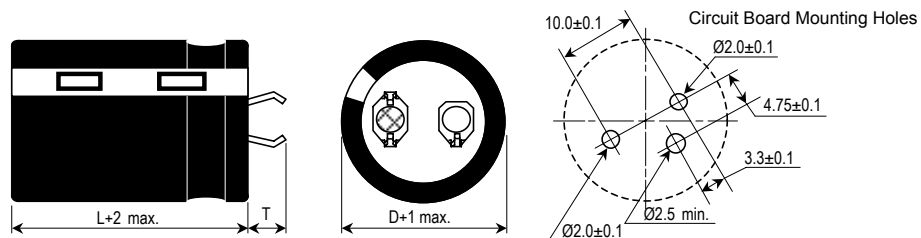


**Dimensions in millimeters**

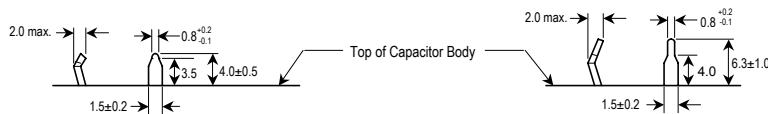
2 Pin Mounting Style



3 Pin Mounting Style



Pin Dimensions



4mm Length: Standard on 2 and 3 Pin Mounting Styles

6.3mm Length: Available on 2 Pin Mounting Style Only

Design and specifications are subject to change without notice.

Contact the factory or your sales representative for technical specifications before purchase and/or use.

When safety concerns arise, please contact Panasonic immediately for technical consultation.

## TS-XB Standard Ratings

Part numbers shown with 2 pins and 4.0mm length terminals

Cap. ( $\mu$ F)	Size (mm) D x L	Max 105°C R.C. ( $A_{rms}$ )		20°C ESR ( $\Omega$ , max.)		Panasonic Part Number (By Sleeve Style)	
		120Hz	10kHz~	120Hz	20kHz	PVC with Top Plate	PET without Top Plate
<b>160 VDC Working, 200 VDC Surge</b>							
270	22 x 25	1.10	1.54	0.655	0.295	EETXB2C271HA	EETXB2C271HJ
330	22 x 30	1.20	1.68	0.536	0.241	EETXB2C331HA	EETXB2C331HJ
390	22 x 30	1.30	1.82	0.453	0.204	EETXB2C391HA	EETXB2C391HJ
	25 x 25	1.30	1.82	0.453	0.204	EETXB2C391JA	EETXB2C391JJ
470	22 x 35	1.40	1.96	0.376	0.169	EETXB2C471HA	EETXB2C471HJ
	25 x 30	1.40	1.96	0.376	0.169	EETXB2C471JA	EETXB2C471JJ
560	22 x 40	1.50	2.10	0.316	0.142	EETXB2C561HA	EETXB2C561HJ
	25 x 30	1.50	2.10	0.316	0.142	EETXB2C561JA	EETXB2C561JJ
	30 x 25	1.50	2.10	0.316	0.142	EETXB2C561KA	EETXB2C561KJ
680	22 x 45	1.70	2.38	0.260	0.117	EETXB2C681HA	EETXB2C681HJ
	25 x 35	1.70	2.38	0.260	0.117	EETXB2C681JA	EETXB2C681JJ
	30 x 30	1.70	2.38	0.260	0.117	EETXB2C681KA	EETXB2C681KJ
820	25 x 40	2.00	2.80	0.216	0.097	EETXB2C821JA	EETXB2C821JJ
	30 x 30	2.00	2.80	0.216	0.097	EETXB2C821KA	EETXB2C821KJ
1000	25 x 45	2.20	3.08	0.177	0.080	EETXB2C102JA	EETXB2C102JJ
	30 x 35	2.20	3.08	0.177	0.080	EETXB2C102KA	EETXB2C102KJ
1200	25 x 50	2.30	3.22	0.160	0.080	EETXB2C122JA	EETXB2C122JJ
	30 x 40	2.30	3.22	0.160	0.080	EETXB2C122KA	EETXB2C122KJ
	35 x 35	2.30	3.22	0.160	0.080	EETXB2C122LA	EETXB2C122LJ
1500	30 x 45	2.50	3.50	0.128	0.064	EETXB2C152KA	EETXB2C152KJ
	35 x 35	2.50	3.50	0.128	0.064	EETXB2C152LA	EETXB2C152LJ
1800	30 x 50	2.70	3.78	0.115	0.057	EETXB2C182KA	EETXB2C182KJ
	35 x 40	2.70	3.78	0.115	0.057	EETXB2C182LA	EETXB2C182LJ
2200	35 x 50	2.90	4.06	0.094	0.056	EETXB2C222LA	EETXB2C222LJ
<b>180 VDC Working, 225 VDC Surge</b>							
220	22 x 25	1.00	1.40	0.804	0.36	EETXB2P221HA	EETXB2P221HJ
270	22 x 25	1.10	1.54	0.655	0.29	EETXB2P271HA	EETXB2P271HJ
330	22 x 30	1.20	1.68	0.536	0.24	EETXB2P331HA	EETXB2P331HJ
	25 x 25	1.20	1.68	0.536	0.24	EETXB2P331JA	EETXB2P331JJ
390	22 x 30	1.30	1.82	0.453	0.20	EETXB2P391HA	EETXB2P391HJ
	25 x 25	1.30	1.82	0.453	0.20	EETXB2P391JA	EETXB2P391JJ
470	22 x 35	1.40	1.96	0.376	0.17	EETXB2P471HA	EETXB2P471HJ
	25 x 30	1.40	1.96	0.376	0.17	EETXB2P471JA	EETXB2P471JJ
	30 x 25	1.40	1.96	0.376	0.17	EETXB2P471KA	EETXB2P471KJ
560	22 x 40	1.50	2.10	0.316	0.14	EETXB2P561HA	EETXB2P561HJ
	25 x 35	1.50	2.10	0.316	0.14	EETXB2P561JA	EETXB2P561JJ
	30 x 25	1.50	2.10	0.316	0.14	EETXB2P561KA	EETXB2P561KJ
680	22 x 50	1.70	2.38	0.260	0.12	EETXB2P681HA	EETXB2P681HJ
	25 x 40	1.70	2.38	0.260	0.12	EETXB2P681JA	EETXB2P681JJ
	30 x 30	1.70	2.38	0.260	0.12	EETXB2P681KA	EETXB2P681KJ
820	25 x 45	2.00	2.80	0.216	0.10	EETXB2P821JA	EETXB2P821JJ
	30 x 35	2.00	2.80	0.234	0.11	EETXB2P821KA	EETXB2P821KJ
	35 x 30	2.00	2.80	0.234	0.11	EETXB2P821LA	EETXB2P821LJ
1000	30 x 40	2.20	3.08	0.192	0.10	EETXB2P102KA	EETXB2P102KJ
	35 x 30	2.20	3.08	0.192	0.10	EETXB2P102LA	EETXB2P102LJ
1200	30 x 45	2.30	3.22	0.160	0.08	EETXB2P122KA	EETXB2P122KJ
	35 x 35	2.30	3.22	0.172	0.09	EETXB2P122LA	EETXB2P122LJ
1500	30 x 50	2.50	3.50	0.138	0.07	EETXB2P152KA	EETXB2P152KJ
	35 x 40	2.50	3.50	0.138	0.07	EETXB2P152LA	EETXB2P152LJ
1800	35 x 45	2.70	3.78	0.115	0.07	EETXB2P182LA	EETXB2P182LJ
2200	35 x 50	2.90	4.06	0.094	0.06	EETXB2P222LA	EETXB2P222LJ
<b>200 VDC Working, 250 VDC Surge</b>							
220	22 x 25	1.00	1.40	0.804	0.36	EETXB2D221HA	EETXB2D221HJ
270	22 x 30	1.10	1.54	0.655	0.29	EETXB2D271HA	EETXB2D271HJ
	25 x 25	1.10	1.54	0.655	0.29	EETXB2D271JA	EETXB2D271JJ
330	22 x 30	1.20	1.68	0.536	0.24	EETXB2D331HA	EETXB2D331HJ
	25 x 25	1.20	1.68	0.536	0.24	EETXB2D331JA	EETXB2D331JJ
390	22 x 35	1.30	1.82	0.453	0.20	EETXB2D391HA	EETXB2D391HJ
	25 x 30	1.30	1.82	0.453	0.20	EETXB2D391JA	EETXB2D391JJ
	30 x 25	1.30	1.82	0.453	0.20	EETXB2D391KA	EETXB2D391KJ
470	22 x 40	1.40	1.96	0.376	0.17	EETXB2D471HA	EETXB2D471HJ
	25 x 35	1.40	1.96	0.376	0.17	EETXB2D471JA	EETXB2D471JJ
	30 x 30	1.40	1.96	0.376	0.17	EETXB2D471KA	EETXB2D471KJ
560	22 x 45	1.50	2.10	0.316	0.14	EETXB2D561HA	EETXB2D561HJ

Design and specifications are subject to change without notice.

Contact the factory or your sales representative for technical specifications before purchase and/or use.

When safety concerns arise, please contact Panasonic immediately for technical consultation.

## TS-XB Standard Ratings (continued)

Part numbers shown with 2 pins and 4.0mm length terminals

Cap. ( $\mu$ F)	Size (mm) D x L	Max 105°C R.C. ( $A_{rms}$ )		20°C ESR ( $\Omega$ , max.)		Panasonic Part Number (By Sleeveing Style)	
		120Hz	10kHz~	120Hz	20kHz	PVC with Top Plate	PET without Top Plate
<b>200 VDC Working, 250 VDC Surge (continued)</b>							
560	25 x 35	1.50	2.10	0.316	0.14	EETXB2D561JA	EETXB2D561JJ
	30 x 30	1.50	2.10	0.316	0.14	EETXB2D561KA	EETXB2D561KJ
680	25 x 40	1.70	2.38	0.260	0.12	EETXB2D681JA	EETXB2D681JJ
	30 x 35	1.70	2.38	0.260	0.12	EETXB2D681KA	EETXB2D681KJ
820	25 x 50	2.00	2.80	0.216	0.10	EETXB2D821JA	EETXB2D821JJ
	30 x 40	2.00	2.80	0.216	0.10	EETXB2D821KA	EETXB2D821KJ
	35 x 30	2.00	2.80	0.216	0.10	EETXB2D821LA	EETXB2D821LJ
1000	30 x 45	2.20	3.08	0.177	0.09	EETXB2D102KA	EETXB2D102KJ
	35 x 35	2.20	3.08	0.177	0.09	EETXB2D102LA	EETXB2D102LJ
1200	30 x 50	2.30	3.22	0.160	0.08	EETXB2D122KA	EETXB2D122KJ
	35 x 40	2.30	3.22	0.160	0.08	EETXB2D122LA	EETXB2D122LJ
1500	35 x 50	2.50	3.50	0.128	0.06	EETXB2D152LA	EETXB2D152LJ
<b>250 VDC Working, 300 VDC Surge</b>							
180	22 x 30	0.90	1.26	0.819	0.41	EETXB2E181HA	EETXB2E181HJ
	25 x 25	0.90	1.26	0.819	0.41	EETXB2E181JA	EETXB2E181JJ
220	22 x 30	1.00	1.40	0.670	0.33	EETXB2E221HA	EETXB2E221HJ
	25 x 25	1.00	1.40	0.670	0.33	EETXB2E221JA	EETXB2E221JJ
270	22 x 35	1.10	1.54	0.546	0.27	EETXB2E271HA	EETXB2E271HJ
	25 x 30	1.10	1.54	0.546	0.27	EETXB2E271JA	EETXB2E271JJ
	30 x 25	1.10	1.54	0.546	0.27	EETXB2E271KA	EETXB2E271KJ
330	22 x 40	1.20	1.68	0.447	0.22	EETXB2E331HA	EETXB2E331HJ
	25 x 35	1.20	1.68	0.447	0.22	EETXB2E331JA	EETXB2E331JJ
	30 x 25	1.20	1.68	0.447	0.22	EETXB2E331KA	EETXB2E331KJ
390	22 x 45	1.30	1.82	0.378	0.19	EETXB2E391HA	EETXB2E391HJ
	25 x 35	1.30	1.82	0.378	0.19	EETXB2E391JA	EETXB2E391JJ
	30 x 30	1.30	1.82	0.378	0.19	EETXB2E391KA	EETXB2E391KJ
470	25 x 45	1.40	1.96	0.314	0.16	EETXB2E471JA	EETXB2E471JJ
	30 x 35	1.40	1.96	0.314	0.16	EETXB2E471KA	EETXB2E471KJ
	35 x 30	1.40	1.96	0.314	0.16	EETXB2E471LA	EETXB2E471LJ
560	25 x 50	1.50	2.10	0.263	0.13	EETXB2E561JA	EETXB2E561JJ
	30 x 35	1.50	2.10	0.263	0.13	EETXB2E561KA	EETXB2E561KJ
	35 x 30	1.50	2.10	0.263	0.13	EETXB2E561LA	EETXB2E561LJ
680	30 x 45	1.70	2.38	0.217	0.12	EETXB2E681KA	EETXB2E681KJ
	35 x 35	1.70	2.38	0.217	0.12	EETXB2E681LA	EETXB2E681LJ
820	30 x 50	2.00	2.80	0.180	0.10	EETXB2E821KA	EETXB2E821KJ
	35 x 40	2.00	2.80	0.180	0.10	EETXB2E821LA	EETXB2E821LJ
1000	35 x 45	2.20	3.08	0.177	0.10	EETXB2E102LA	EETXB2E102LJ
1200	35 x 50	2.30	3.22	0.147	0.09	EETXB2E122LA	EETXB2E122LJ
<b>315 VDC Working, 365 VDC Surge</b>							
82	22 x 25	0.64	0.90	1.797	0.90	EETXB2F820HA	EETXB2F820HJ
100	22 x 30	0.69	0.97	1.474	0.74	EETXB2F101HA	EETXB2F101HJ
120	22 x 30	0.75	1.05	1.228	0.61	EETXB2F121HA	EETXB2F121HJ
	25 x 25	0.75	1.05	1.228	0.61	EETXB2F121JA	EETXB2F121JJ
150	22 x 35	0.82	1.15	0.982	0.49	EETXB2F151HA	EETXB2F151HJ
	25 x 30	0.82	1.15	0.982	0.49	EETXB2F151JA	EETXB2F151JJ
	30 x 25	0.82	1.15	0.982	0.49	EETXB2F151KA	EETXB2F151KJ
180	22 x 40	0.90	1.26	0.819	0.41	EETXB2F181HA	EETXB2F181HJ
	25 x 35	0.90	1.26	0.819	0.41	EETXB2F181JA	EETXB2F181JJ
	30 x 25	0.90	1.26	0.819	0.41	EETXB2F181KA	EETXB2F181KJ
220	22 x 45	1.00	1.40	0.737	0.37	EETXB2F221HA	EETXB2F221HJ
	25 x 40	1.00	1.40	0.737	0.37	EETXB2F221JA	EETXB2F221JJ
	30 x 30	1.00	1.40	0.737	0.37	EETXB2F221KA	EETXB2F221KJ
270	25 x 45	1.10	1.54	0.600	0.30	EETXB2F271JA	EETXB2F271JJ
	30 x 35	1.10	1.54	0.600	0.30	EETXB2F271KA	EETXB2F271KJ
	35 x 30	1.10	1.54	0.600	0.30	EETXB2F271LA	EETXB2F271LJ
330	25 x 50	1.20	1.68	0.491	0.25	EETXB2F331JA	EETXB2F331JJ
	30 x 40	1.20	1.68	0.491	0.25	EETXB2F331KA	EETXB2F331KJ
	35 x 30	1.20	1.68	0.491	0.25	EETXB2F331LA	EETXB2F331LJ
390	30 x 45	1.30	1.82	0.453	0.23	EETXB2F391KA	EETXB2F391KJ
	35 x 35	1.30	1.82	0.453	0.23	EETXB2F391LA	EETXB2F391LJ
470	30 x 50	1.40	1.96	0.376	0.19	EETXB2F471KA	EETXB2F471KJ
	35 x 40	1.40	1.96	0.376	0.19	EETXB2F471LA	EETXB2F471LJ
560	35 x 45	1.50	2.10	0.316	0.16	EETXB2F561LA	EETXB2F561LJ
680	35 x 50	1.70	2.38	0.260	0.14	EETXB2F681LA	EETXB2F681LJ

Design and specifications are subject to change without notice.

Contact the factory or your sales representative for technical specifications before purchase and/or use.

When safety concerns arise, please contact Panasonic immediately for technical consultation.

## TS-XB Standard Ratings (continued)

Part numbers shown with 2 pins and 4.0mm length terminals

Cap. ( $\mu$ F)	Size (mm) D x L	Max 105°C R.C. ( $A_{rms}$ )		20°C ESR ( $\Omega$ , max.)		Panasonic Part Number (By Sleeve Style)	
		120Hz	10kHz~	120Hz	20kHz	PVC with Top Plate	PET without Top Plate
<b>350 VDC Working, 400 VDC Surge</b>							
82	22 x 25	0.64	0.90	1.797	0.90	EETXB2V820HA	EETXB2V820HJ
100	22 x 30	0.69	0.97	1.474	0.74	EETXB2V101HA	EETXB2V101HJ
	25 x 25	0.69	0.97	1.474	0.74	EETXB2V101JA	EETXB2V101JJ
120	22 x 35	0.75	1.05	1.228	0.61	EETXB2V121HA	EETXB2V121HJ
	25 x 30	0.75	1.05	1.228	0.61	EETXB2V121JA	EETXB2V121JJ
150	22 x 40	0.82	1.15	0.982	0.49	EETXB2V151HA	EETXB2V151HJ
	25 x 30	0.82	1.15	0.982	0.49	EETXB2V151JA	EETXB2V151JJ
	30 x 25	0.82	1.15	0.982	0.49	EETXB2V151KA	EETXB2V151KJ
180	22 x 45	0.90	1.26	0.819	0.41	EETXB2V181HA	EETXB2V181HJ
	25 x 35	0.90	1.26	0.819	0.41	EETXB2V181JA	EETXB2V181JJ
	30 x 30	0.90	1.26	0.819	0.41	EETXB2V181KA	EETXB2V181KJ
220	22 x 50	1.00	1.40	0.737	0.37	EETXB2V221HA	EETXB2V221HJ
	25 x 40	1.00	1.40	0.737	0.37	EETXB2V221JA	EETXB2V221JJ
	30 x 30	1.00	1.40	0.737	0.37	EETXB2V221KA	EETXB2V221KJ
270	25 x 50	1.10	1.54	0.600	0.30	EETXB2V271JA	EETXB2V271JJ
	30 x 35	1.10	1.54	0.600	0.30	EETXB2V271KA	EETXB2V271KJ
	35 x 30	1.10	1.54	0.600	0.30	EETXB2V271LA	EETXB2V271LJ
330	30 x 45	1.20	1.68	0.491	0.25	EETXB2V331KA	EETXB2V331KJ
	35 x 35	1.20	1.68	0.491	0.25	EETXB2V331LA	EETXB2V331LJ
390	30 x 50	1.30	1.82	0.453	0.23	EETXB2V391KA	EETXB2V391KJ
	35 x 40	1.30	1.82	0.453	0.23	EETXB2V391LA	EETXB2V391LJ
470	35 x 40	1.40	1.96	0.376	0.19	EETXB2V471LA	EETXB2V471LJ
560	35 x 50	1.50	2.10	0.316	0.16	EETXB2V561LA	EETXB2V561LJ
<b>400 VDC Working, 450 VDC Surge</b>							
56	22 x 25	0.51	0.71	2.631	0.92	EETXB2G560HA	EETXB2G560HJ
68	22 x 30	0.56	0.78	2.167	0.76	EETXB2G680HA	EETXB2G680HJ
	25 x 25	0.56	0.78	2.167	0.76	EETXB2G680JA	EETXB2G680JJ
82	22 x 35	0.64	0.90	1.797	0.63	EETXB2G820HA	EETXB2G820HJ
	25 x 25	0.64	0.90	1.797	0.63	EETXB2G820JA	EETXB2G820JJ
100	22 x 35	0.69	0.97	1.474	0.52	EETXB2G101HA	EETXB2G101HJ
	25 x 30	0.69	0.97	1.474	0.52	EETXB2G101JA	EETXB2G101JJ
120	22 x 40	0.75	1.05	1.228	0.43	EETXB2G121HA	EETXB2G121HJ
	25 x 35	0.75	1.05	1.228	0.43	EETXB2G121JA	EETXB2G121JJ
	30 x 25	0.75	1.05	1.228	0.43	EETXB2G121KA	EETXB2G121KJ
150	22 x 50	0.82	1.15	0.982	0.34	EETXB2G151HA	EETXB2G151HJ
	25 x 40	0.82	1.15	0.982	0.34	EETXB2G151JA	EETXB2G151JJ
	30 x 30	0.82	1.15	0.982	0.34	EETXB2G151KA	EETXB2G151KJ
180	25 x 45	0.90	1.26	0.819	0.29	EETXB2G181JA	EETXB2G181JJ
	30 x 35	0.90	1.26	0.819	0.29	EETXB2G181KA	EETXB2G181KJ
	35 x 25	0.90	1.26	0.819	0.29	EETXB2G181LA	EETXB2G181LJ
220	25 x 50	1.00	1.40	0.670	0.23	EETXB2G221JA	EETXB2G221JJ
	30 x 40	1.00	1.40	0.670	0.23	EETXB2G221KA	EETXB2G221KJ
	35 x 30	1.00	1.40	0.670	0.23	EETXB2G221LA	EETXB2G221LJ
270	30 x 45	1.10	1.54	0.546	0.19	EETXB2G271KA	EETXB2G271KJ
	35 x 35	1.10	1.54	0.546	0.19	EETXB2G271LA	EETXB2G271LJ
330	30 x 50	1.20	1.68	0.447	0.18	EETXB2G331KA	EETXB2G331KJ
	35 x 40	1.20	1.68	0.447	0.18	EETXB2G331LA	EETXB2G331LJ
390	35 x 45	1.30	1.82	0.378	0.15	EETXB2G391LA	EETXB2G391LJ
470	35 x 50	1.40	1.96	0.314	0.13	EETXB2G471LA	EETXB2G471LJ
<b>450 VDC Working, 500 VDC Surge</b>							
39	22 x 25	0.37	0.52	3.779	1.32	EETXB2W390HA	EETXB2W390HJ
47	22 x 30	0.40	0.56	3.135	1.10	EETXB2W470HA	EETXB2W470HJ
56	22 x 35	0.47	0.66	2.631	0.92	EETXB2W560HA	EETXB2W560HJ
	25 x 25	0.47	0.66	2.631	0.92	EETXB2W560JA	EETXB2W560JJ
68	22 x 40	0.53	0.74	2.167	0.76	EETXB2W680HA	EETXB2W680HJ
	25 x 30	0.53	0.74	2.167	0.76	EETXB2W680JA	EETXB2W680JJ
82	22 x 45	0.56	0.78	1.797	0.63	EETXB2W820HA	EETXB2W820HJ
	25 x 35	0.56	0.78	1.797	0.63	EETXB2W820JA	EETXB2W820JJ
	30 x 25	0.56	0.78	1.797	0.63	EETXB2W820KA	EETXB2W820KJ
100	22 x 50	0.64	0.90	1.474	0.52	EETXB2W101HA	EETXB2W101HJ
	25 x 40	0.64	0.90	1.474	0.52	EETXB2W101JA	EETXB2W101JJ
	30 x 30	0.64	0.90	1.474	0.52	EETXB2W101KA	EETXB2W101KJ
120	25 x 45	0.72	1.01	1.228	0.43	EETXB2W121JA	EETXB2W121JJ
	30 x 30	0.72	1.01	1.228	0.43	EETXB2W121KA	EETXB2W121KJ

Design and specifications are subject to change without notice.

Contact the factory or your sales representative for technical specifications before purchase and/or use.

When safety concerns arise, please contact Panasonic immediately for technical consultation.

## TS-XB Standard Ratings (continued)

Part numbers shown with 2 pins and 4.0mm length terminals

Cap. ( $\mu$ F)	Size (mm) D x L	Max 105°C R.C. ( $A_{rms}$ )		20°C ESR ( $\Omega$ , max.)		Panasonic Part Number (By Sleeve Style)	
		120Hz	10kHz~	120Hz	20kHz	PVC with Top Plate	PET without Top Plate
<b>450 VDC Working, 500 VDC Surge (continued)</b>							
150	25 x 50	0.79	1.11	0.982	0.34	EETXB2W151JA	EETXB2W151JJ
	30 x 40	0.79	1.11	0.982	0.34	EETXB2W151KA	EETXB2W151KJ
	35 x 30	0.79	1.11	0.982	0.34	EETXB2W151LA	EETXB2W151LJ
180	30 x 45	0.87	1.22	0.819	0.29	EETXB2W181KA	EETXB2W181KJ
	35 x 35	0.87	1.22	0.819	0.29	EETXB2W181LA	EETXB2W181LJ
220	30 x 50	1.00	1.40	0.670	0.23	EETXB2W221KA	EETXB2W221KJ
	35 x 40	1.00	1.40	0.670	0.23	EETXB2W221LA	EETXB2W221LJ
270	35 x 45	1.19	1.67	0.546	0.19	EETXB2W271LA	EETXB2W271LJ
330	35 x 50	1.38	1.93	0.447	0.16	EETXB2W331LA	EETXB2W331LJ

Design and specifications are subject to change without notice.

Contact the factory or your sales representative for technical specifications before purchase and/or use.

When safety concerns arise, please contact Panasonic immediately for technical consultation.