


ESE20C Momentary Push Switches

Type: **ESE20C**
(H=8.9 mm)



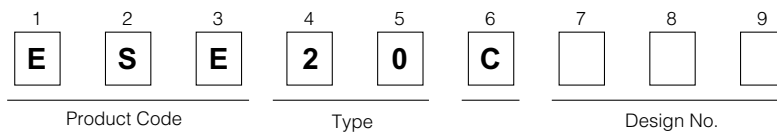
■ Features

- User-friendly tactile feedback when operated
- Long over-travel

■ Recommended Applications

- Operation switches for automobiles (switches for heater controls, overdrive, steering, etc.)

■ Explanation of Part Numbers



■ Specifications

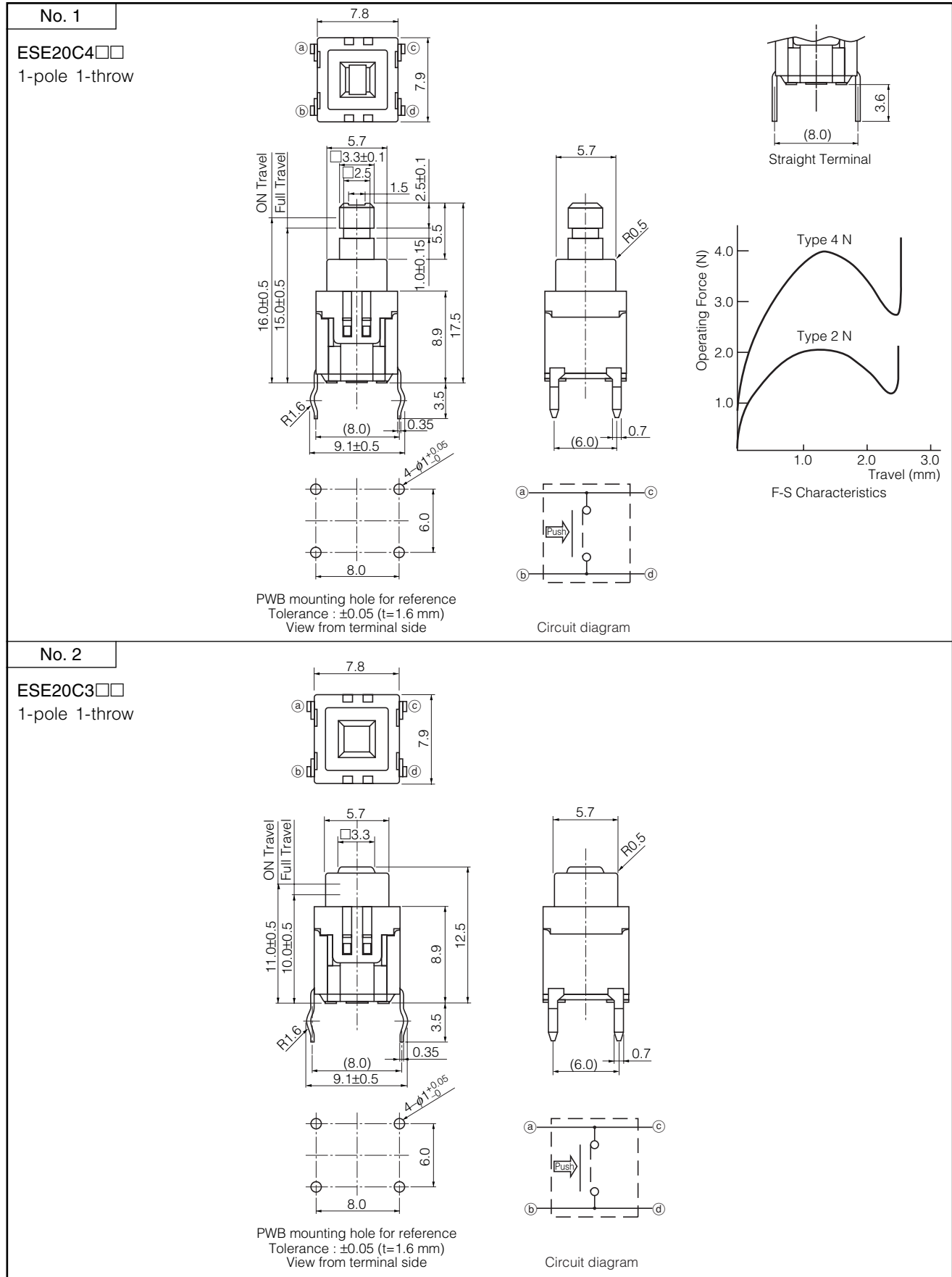
Rating	0.01 A 5 Vdc to 0.1 A 14 Vdc (Resistive load)
Full Travel	2.5 mm
Mounting Height	8.9 mm
Poles and Throws	1-pole 1-throw
Operating Mode	Non-lock
Operating Force	2.0 N±1.0 N, 4.0 N±1.5 N
Minimum Quantity/Packing Unit	60 pcs. Polyethylene Bag (Bulk)
Quantity/Carton	1200 pcs.

■ Standard Products

Full Travel	Operating Force	Lever Height	Terminal Shape	
			Straight	Formed
2.5 mm	2.0 N±1.0 N	12.5 mm	ESE20C323	ESE20C321
		17.5 mm	ESE20C423	ESE20C421
	4.0 N±1.5 N	12.5 mm	ESE20C343	ESE20C341
		17.5 mm	ESE20C443	ESE20C441

Design and specifications are each subject to change without notice. Ask factory for the current technical specifications before purchase and/or use. Should a safety concern arise regarding this product, please be sure to contact us immediately.

■ Dimensions in mm (not to scale)



■ Application Notes:

- Operating force should be applied at the center of the lever.

Design and specifications are each subject to change without notice. Ask factory for the current technical specifications before purchase and/or use. Should a safety concern arise regarding this product, please be sure to contact us immediately.