

TDK item description CGA4F2C0G2A182JT****

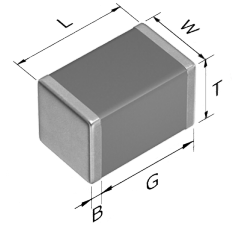
Applications Automotive Grade

Feature AEC-Q200

Mid Voltage (100 to 630V)

Series CGA4(2012) [EIA 0805]

Status Production



Size

Length(L)	2.00mm ±0.20mm
Width(W)	1.25mm ±0.20mm
Thickness(T)	0.85mm ±0.15mm
Terminal Width(B)	0.20mm Min.
Terminal Spacing(G)	0.50mm Min.
Recommended Land Pattern (PA)	1.00mm to 1.30mm(Flow Soldering)
	0.90mm to 1.20mm(Reflow Soldering)
Recommended Land Pattern (PB)	1.00mm to 1.20mm(Flow Soldering)
	0.70mm to 0.90mm(Reflow Soldering)
Recommended Land Pattern (PC)	0.80mm to 1.10mm(Flow Soldering)
	0.90mm to 1.20mm(Reflow Soldering)

Electrical Characteristics

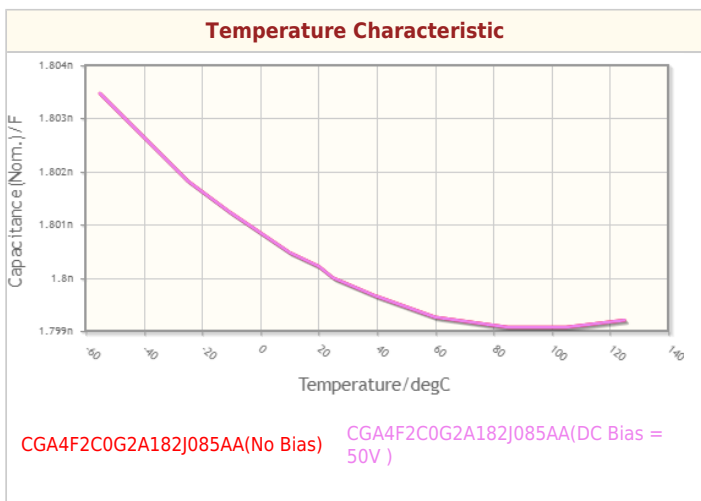
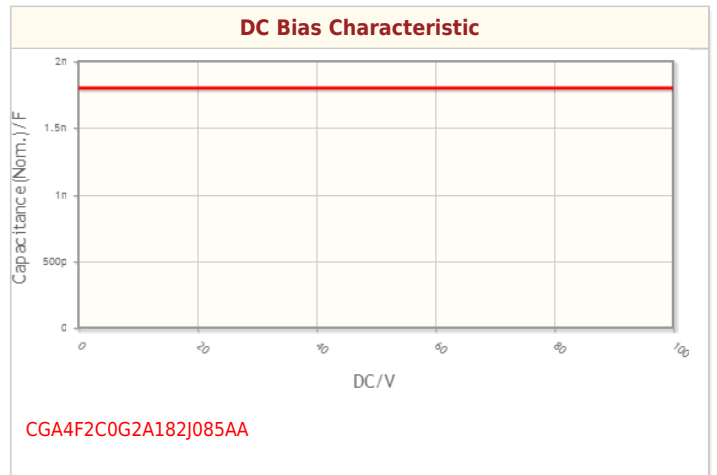
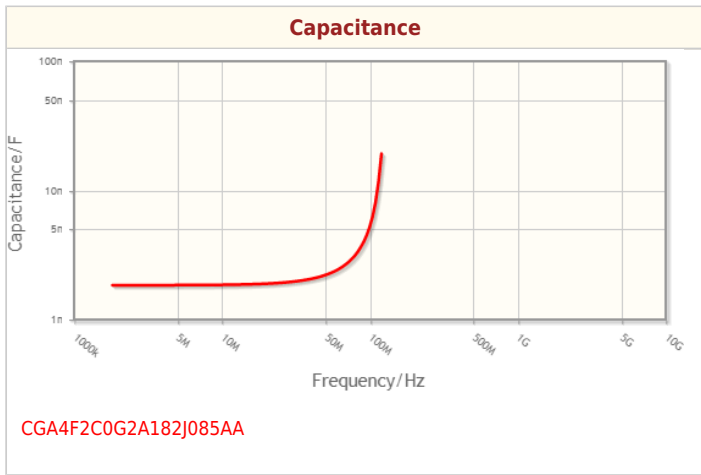
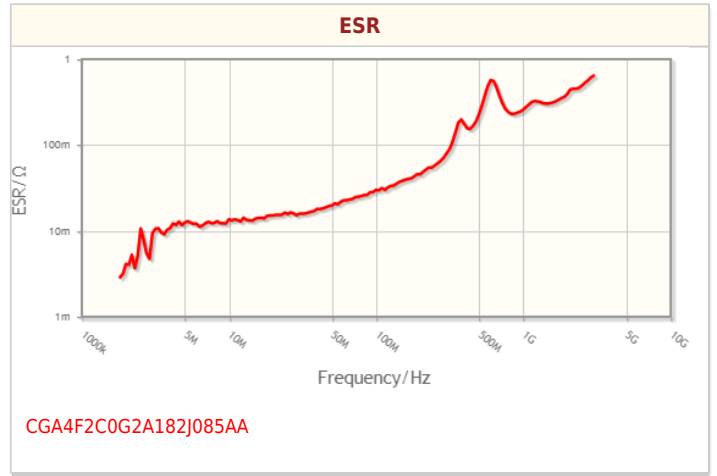
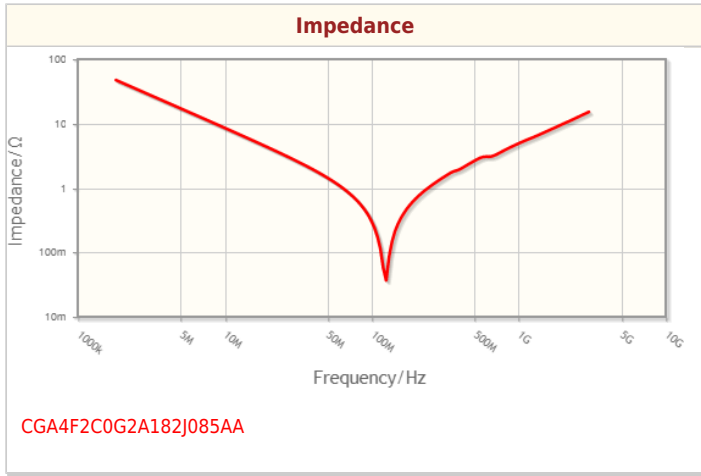
Capacitance	1.8nF ±5%
Rated Voltage	100VDC
Temperature Characteristic	C0G(0±30ppm/°C)
Q (Min.)	1000
Insulation Resistance (Min.)	10000MΩ

Other

Soldering Method	Wave (Flow)
	Reflow
AEC-Q200	YES
Packing	Punched (Paper)Taping [180mm Reel]
Package Quantity	4000pcs

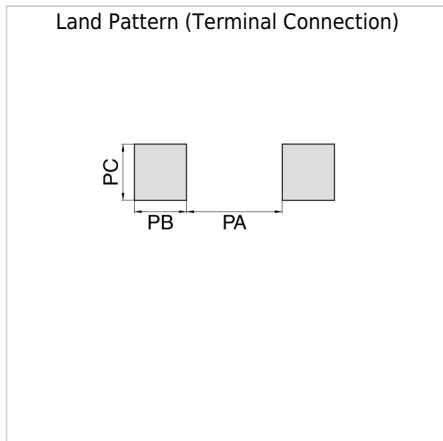
! Images are for reference only and show exemplary products.
! This PDF document was created based on the data listed on the TDK Corporation website.
! All specifications are subject to change without notice.

Characteristic Graphs(This is reference data, and does not guarantee the products characteristics.)



! Images are for reference only and show exemplary products.
! This PDF document was created based on the data listed on the TDK Corporation website.
! All specifications are subject to change without notice.

Associated Images



! Images are for reference only and show exemplary products.

! This PDF document was created based on the data listed on the TDK Corporation website.

! All specifications are subject to change without notice.

Copyright(c) TDK Corporation. All rights reserved.

Downloaded from Arrow.com