

PhotoMOS® Dimensions


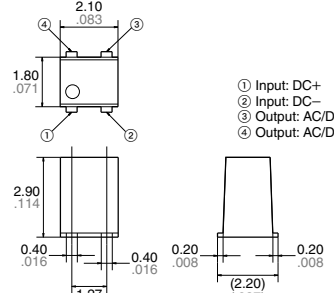
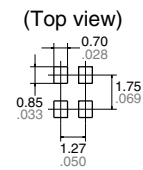

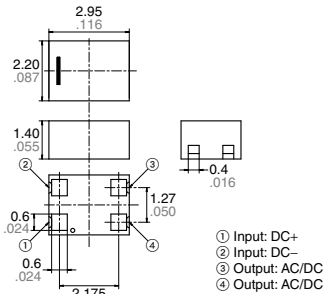
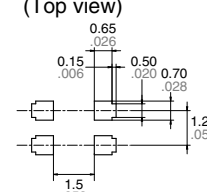

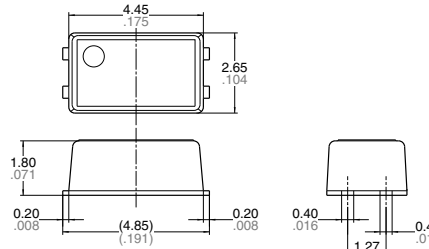
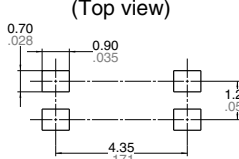

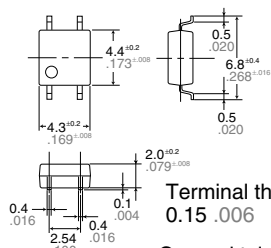
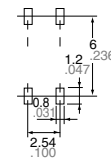

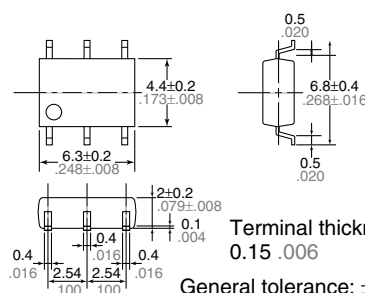
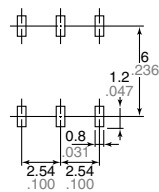
mm inch

Type	Dimensions		
AQY21(DIP) AQY41(DIP) Series	Through hole terminal type 	Surface mount terminal type 	PC board pattern (Bottom view) <p>Tolerance: $\pm 0.1 \pm .004$</p>
	<p>Terminal thickness = 0.2 .008 General tolerance: $\pm 0.1 \pm .004$</p>	<p>Terminal thickness = 0.2 .008 General tolerance: $\pm 0.1 \pm .004$</p>	Recommended mounting pad (Top view) <p>Tolerance: $\pm 0.1 \pm .004$</p>
	<p>General tolerance: $\pm 0.1 \pm .004$</p>		
AQV10(DIP) AQV11(DIP) AQV20(DIP) AQV21(DIP) AQV22(DIP) AQV23(DIP) AQV25(DIP) AQV41(DIP) AQV45(DIP) Series	Through hole terminal type 	Surface mount terminal type 	PC board pattern (Bottom view) <p>Tolerance: $\pm 0.1 \pm .004$</p>
	<p>Terminal thickness = 0.25 .010 General tolerance: $\pm 0.1 \pm .004$</p>	<p>Terminal thickness = 0.25 .010 General tolerance: $\pm 0.1 \pm .004$</p>	Recommended mounting pad (Top view) <p>Tolerance: $\pm 0.1 \pm .004$</p>
	<p>General tolerance: $\pm 0.1 \pm .004$</p>		
APV1122(DIP)	Through hole terminal type 	Surface mount terminal type 	PC board pattern (Bottom view) <p>Tolerance: $\pm 0.1 \pm .004$</p>
	<p>Terminal thickness = 0.25 .010 General tolerance: $\pm 0.1 \pm .004$</p>	<p>Terminal thickness = 0.25 .010 General tolerance: $\pm 0.1 \pm .004$</p>	Recommended mounting pad (Top view) <p>Tolerance: $\pm 0.1 \pm .004$</p>
	<p>General tolerance: $\pm 0.1 \pm .004$</p>		


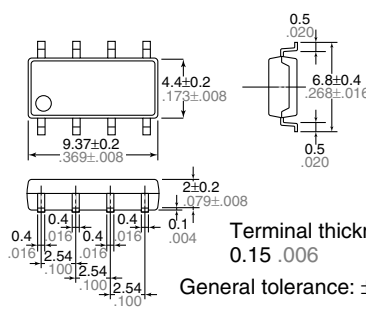
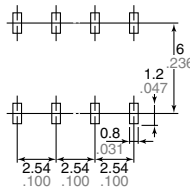

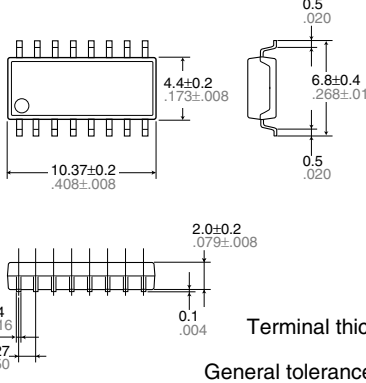
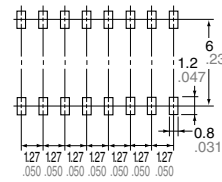

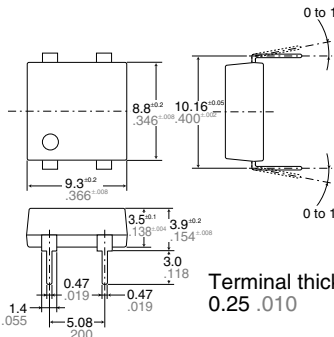
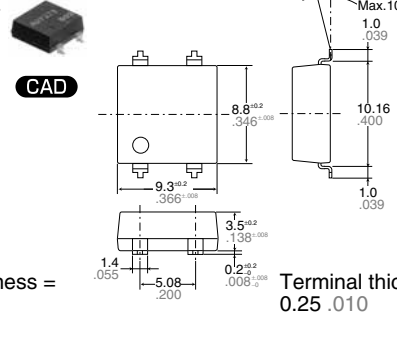
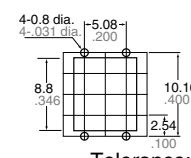
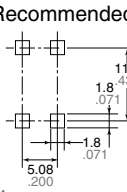

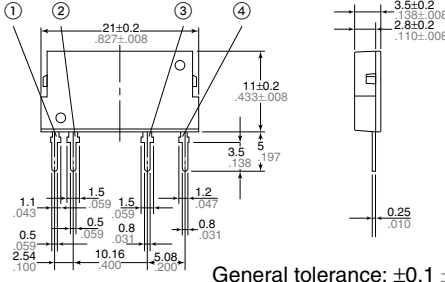
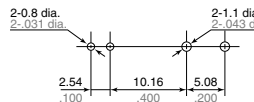
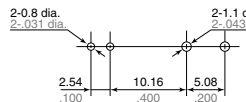
CAD The CAD data of the products with a "CAD" mark can be downloaded from our Website.

Type	Dimensions		
<p>AQW21(DIP) AQW22(DIP) AQW25(DIP) AQW41(DIP) AQW45(DIP) AQW61(DIP) AQW65(DIP) Series</p>	<p>Through hole terminal type</p> <p>Terminal thickness = 0.25 .010</p> <p>General tolerance: ±0.1 ±.004</p>	<p>Surface mount terminal type</p> <p>Terminal thickness = 0.25 .010</p> <p>General tolerance: ±0.1 ±.004</p>	<p>PC board pattern (Bottom view)</p> <p>Recommended mounting pad (Top view)</p> <p>Tolerance: ±0.1 ±.004</p>
<p>AQW21○EH (DIP) AQW21○HL (DIP) AQW41○EH (DIP) AQW61○EH (DIP) Series</p>	<p>Through hole terminal type</p> <p>Terminal thickness = 0.2 .008</p> <p>General tolerance: ±0.1 ±.004</p>	<p>Surface mount terminal type</p> <p>Terminal thickness = 0.2 .008</p> <p>General tolerance: ±0.1 ±.004</p>	<p>PC board pattern (Bottom view)</p> <p>Recommended mounting pad (Top view)</p> <p>Tolerance: ±0.1 ±.004</p>
<p>AQY2C(TSON) Series</p>	<p>Recommended mounting pad (Top view)</p> <p>General tolerance: ±0.2 ±.008</p> <p>① Input: DC+ ② Input: DC- ③ Output: AC/DC ④ Output: AC/DC</p>		


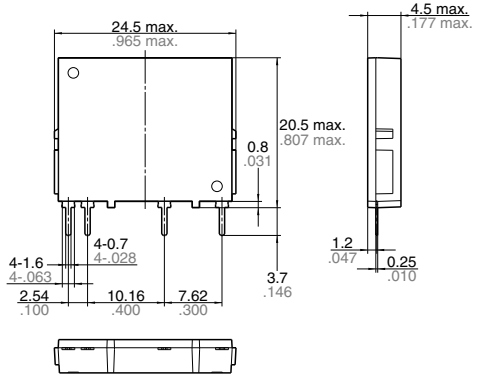
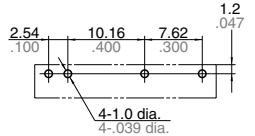


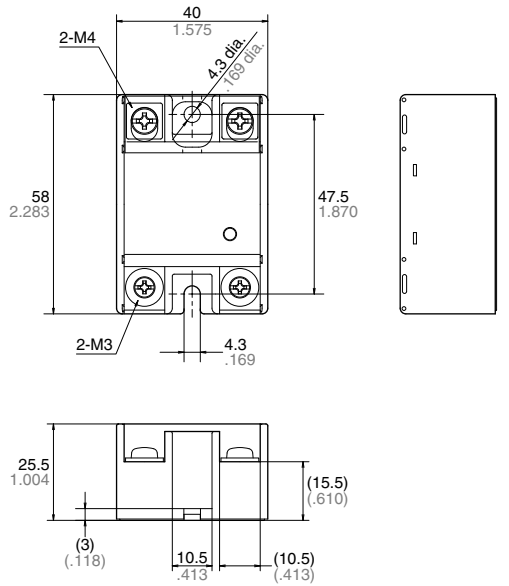
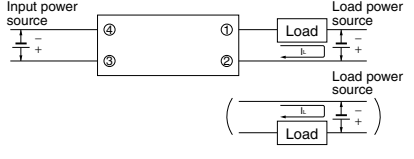
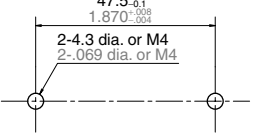
CAD The CAD data of the products with a "CAD" mark can be downloaded from our Website.

Type	Dimensions	
<p>AQY22(VSSOP) Series</p>  <p>CAD</p>	 <p>General tolerance: $\pm 0.1 \pm .004$</p>	<p>Recommended mounting pad (Top view)</p>  <p>Tolerance: $\pm 0.1 \pm .004$</p>
<p>AQY22(SON) Series</p>  <p>CAD</p>	 <p>General tolerance: $\pm 0.2 \pm .008$</p>	<p>Recommended mounting pad (Top view)</p>  <p>Tolerance: $\pm 0.1 \pm .004$</p>
<p>APV21(SSOP) AQY22(SSOP) Series</p>  <p>CAD</p>	 <p>Terminal thickness = 0.15 .006 General tolerance: $\pm 0.1 \pm .004$</p>	<p>Recommended mounting pad (Top view)</p>  <p>Tolerance: $\pm 0.1 \pm .004$</p>
<p>APV11(SOP) APV21(SOP) AQY21(SOP) AQY22(SOP) AQY23(SOP) AQY41(SOP) Series</p>  <p>CAD</p>	 <p>Terminal thickness = 0.15 .006 General tolerance: $\pm 0.1 \pm .004$</p>	<p>Recommended mounting pad (Top view)</p>  <p>Tolerance: $\pm 0.1 \pm .004$</p>
<p>AQV21(SOP) AQV22(SOP) AQV25(SOP) AQV41(SOP) Series</p>  <p>CAD</p>	 <p>Terminal thickness = 0.15 .006 General tolerance: $\pm 0.1 \pm .004$</p>	<p>Recommended mounting pad (Top view)</p>  <p>Tolerance: $\pm 0.1 \pm .004$</p>

CAD The CAD data of the products with a "CAD" mark can be downloaded from our Website.

Type	Dimensions			
AQW21(SOP) AQW22(SOP) AQW41(SOP) AQW61(SOP) Series		 <p>Terminal thickness = 0.15 .006 General tolerance: ±0.1 ±.004</p>	<p>Recommended mounting pad (Top view)</p>  <p>Tolerance: ±0.1 ±.004</p>	
AQS22(SOP) Series		 <p>Terminal thickness = 0.15 .006 General tolerance: ±0.1 ±.004</p>	<p>Recommended mounting pad (Top view)</p>  <p>Tolerance: ±0.1 ±.004</p>	
AQY27 (Power-DIP) Series		<p>Through hole terminal type</p>  <p>Terminal thickness = 0.25 .010 General tolerance: ±0.1 ±.004</p>	 <p>Surface mount terminal type</p>  <p>Terminal thickness = 0.25 .010 General tolerance: ±0.1 ±.004</p>	<p>PC board pattern (Bottom view)</p>  <p>Tolerance: ±0.1 ±.004</p> <p>Recommended mounting pad (Top view)</p>  <p>Tolerance: ±0.1 ±.004</p>
AQZ10(SIL) AQZ20(SIL) AQZ40(SIL) Series		 <p>General tolerance: ±0.1 ±.004</p>	<p>PC board pattern (Bottom view)</p>  <p>Tolerance: ±0.1 ±.004</p> <p>AC/DC type</p> <ul style="list-style-type: none"> ① Input: DC- ② Input: DC+ ③ Output: DC or AC ④ Output: DC or AC <p>DC type</p> <ul style="list-style-type: none"> ① Input: DC- ② Input: DC+ ③ Output: DC- ④ Output: DC+ 	

CAD The CAD data of the products with a "CAD" mark can be downloaded from our Website.

Type	Dimensions	
AQZ19(SIL) Series 	 <p>General tolerance: $\pm 0.2 \pm .008$</p>	<p>PC board pattern (Bottom view)</p>  <p>Tolerance: $\pm 0.1 \pm .004$</p> <p>Schematic</p> 
AQAD Series 	 <p>General tolerance: $\pm 1.0 \pm .039$</p>	<p>Schematic</p>  <p>Mounting dimensions</p> 

CAD The CAD data of the products with a "CAD" mark can be downloaded from our Website.