KYOCERA

3.2×2.5mm for Automotive



AEC-Q200 RoHS Compliant

Features

- Crystal unit for automotive electronics
- Small and low profile (3.2×2.5×0.80mm)
- Ceramic package
- Reflow compatible

Applications

- ECU
- High-Speed Automotive Network

How to Order

CX3225CA 16000 D0 P S V CC
① ② ③ ④ ⑤ ⑥ ⑦

①Series
②Frequency
③Load Capacitance

D0	8 pF

④Frequency Tolerance

P	$\pm 50\times 10^{-6}$

⑤Operating Temp. Range ⑥Frequency Temp. Stability

SV	−40 to +125°C	$\pm 150\times 10^{-6}$

⑦Individual Specification
(STD Standard is "CC".)

Packaging (Tape & Reel 3000 pcs./ reel)

Specifications

Item	Symbol	Specification	Unit	Remarks
Frequency Range	f_{nom}	12000 to 54000	kHz	
Overtone Order	OT	Fundamental	—	
Load Capacitance	CL	8	pF	Please contact us for other CL requirements.
Frequency Tolerance	f_{tol}	±50	$\times 10^{-6}$	25°C±3°C
Motional Series Resistance	R1	Table 1	ohm	
Drive Level	DL	Table 2	μW	
Operating Temp. Range	T_{use}	−40 to +125	°C	
Storage Temp. Range	T_{stg}	−40 to +150	°C	
Frequency Temp. Characteristics	f_{tem}	±150	$\times 10^{-6}$	Freq. deviation from the value at 25°C

Please contact us for other specifications.

Table 1 Motional Series Resistance

Frequency Range	Motional Series Resistance
$12000 \le f_{nom} < 13560$kHz	200 Ω max.
$13560 \le f_{nom} < 16000$kHz	120 Ω max.
$16000 \le f_{nom} \le 54000$kHz	100 Ω max.

Table 2 Level of Drive

Frequency Range	Level of Drive
$12000 \le f_{nom} \le 54000$kHz	10μW (200μW max.)

Dimensions

(Unit: mm)

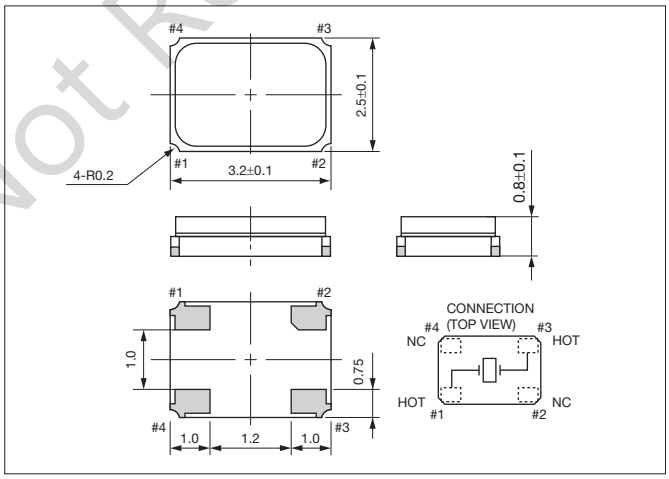

Recommended Land Pattern

(Unit: mm)

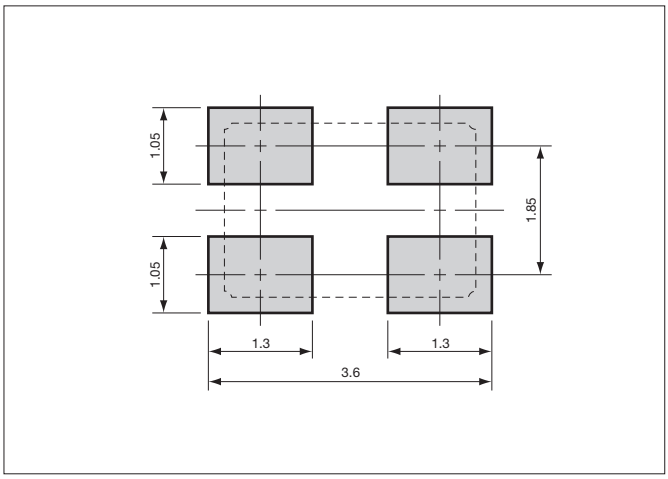

As of December 2019

Not Recommended for New Design

Downloaded from Arrow.com.