

| | |
|----------------------|--|
| Applications | Commercial Grade |
| Feature | Multilayer Non-Magnetic Core (Dielectric Ceramic) High Q |
| Series Type | MLG-Q |
| Status | Production |
| Brand | TDK |



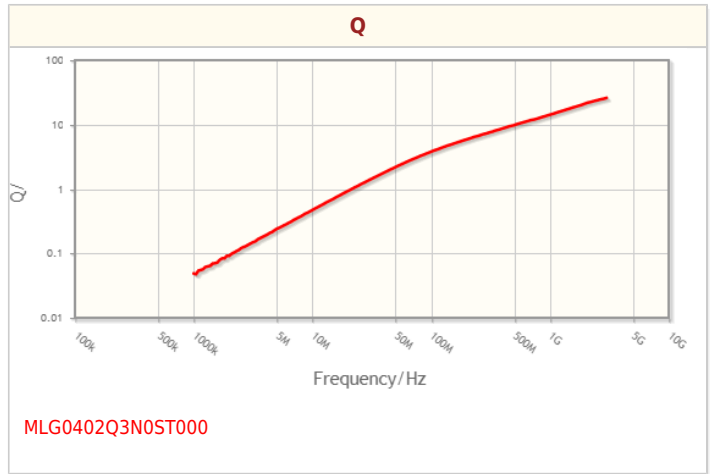
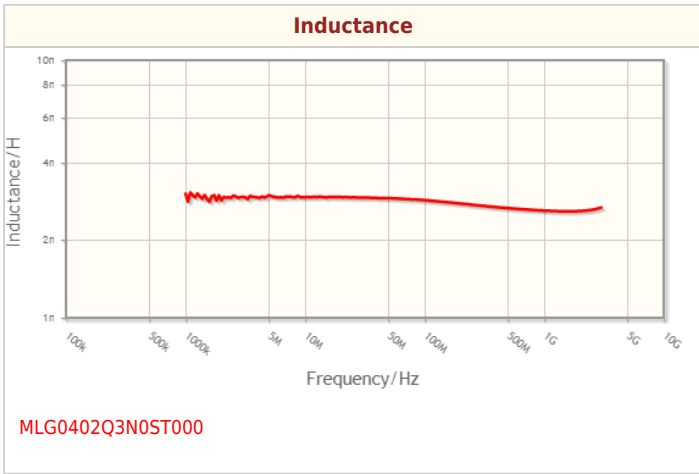
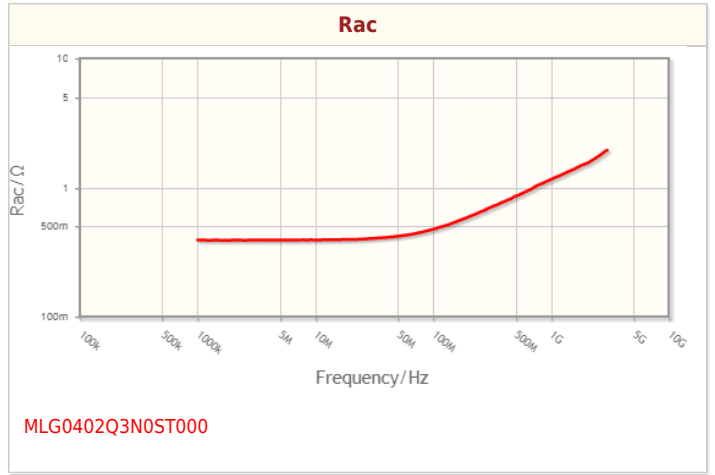
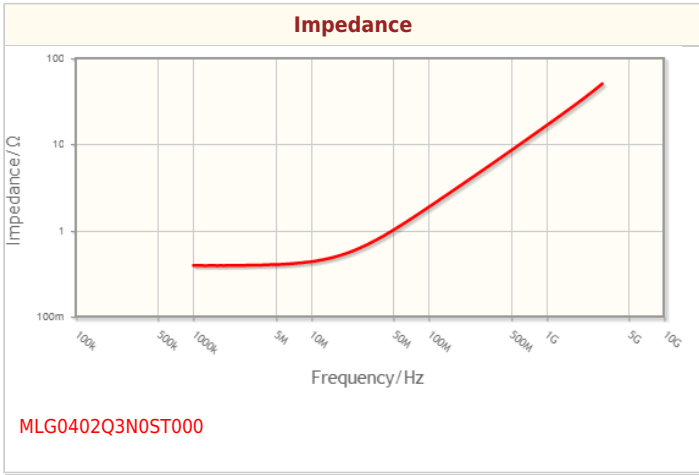
| Size | |
|------------------------------|------------------|
| Length(L) | 0.40mm ±0.02mm |
| Width(W) | 0.20mm ±0.02mm |
| Thickness Height | 0.20mm ±0.02mm |
| Recommended Land Pattern (A) | 0.15mm to 0.20mm |
| Recommended Land Pattern (B) | 0.20mm Nom. |
| Recommended Land Pattern (C) | 0.18mm to 0.20mm |

| Electrical Characteristics | |
|--------------------------------|----------------------|
| Inductance | 3nH ±0.3nH at 100MHz |
| Rated Current | 200mA |
| DC Resistance [Typ.] | 450mΩ |
| DC Resistance [Max.] | 800mΩ |
| Self Resonant Frequency [Min.] | 7GHz |
| Self Resonant Frequency [Typ.] | 10GHz |
| Q [Min.] | 2 at 100MHz |
| Q [Typ.] | 4 at 100MHz |

| Other | |
|---|--|
| Operating Temp. Range (Including Self-Temp. Rise) | -55 to 125°C |
| Soldering Method | Reflow |
| AEC-Q200 | NO |
| Packing | Punched (Paper)Taping [180mm Reel, Tape width 8mm] |
| Package Quantity | 20000pcs |
| Weight | 0.00007g |

! Images are for reference only and show exemplary products.
! This PDF document was created based on the data listed on the TDK Corporation website.
! All specifications are subject to change without notice.

Characteristic Graphs(This is reference data, and does not guarantee the products characteristics.)



! Images are for reference only and show exemplary products.
! This PDF document was created based on the data listed on the TDK Corporation website.
! All specifications are subject to change without notice.

Associated Images

