

Applications



Commercial Grade

Feature

Wire Wound

Wire Wound

Shield

Magnetic Shield

Ferrite Core

Ferrite Core

Series | Type

CLF



Obsolete

Recommended Alternate Part No. : [CLF12555T-1R0N-D](#) (Interchangeability is not guaranteed.)

Status

Discontinue Issue Date : May.18, 2017

Last Purchase Order Date : Mar.29, 2019

Last Shipment Date : Sep.30, 2019

Brand

TDK



Size

Length(L)	12.50mm ±0.30mm
Width(W)	12.10mm +0.30,-0.20mm
Thickness Height	5.50mm ±0.35mm
Recommended Land Pattern (A)	2.70mm Nom.
Recommended Land Pattern (B)	8.30mm Nom.
Recommended Land Pattern (C)	3.20mm Nom.

Electrical Characteristics

Inductance	1μH ±30% at 100kHz
Rated Current (L Change) [Typ.]	20A (10% Down)
Rated Current (L Change) [Max.]	
Rated Current (Temperature Rise) [Typ.]	7.3A (30°C Rise)
Rated Current (Temperature Rise) [Max.]	
DC Resistance [Typ.]	6.4mΩ
DC Resistance [Max.]	8.3mΩ
Self Resonant Frequency [Min.]	
Self Resonant Frequency [Typ.]	
Q [Min.]	
Q [Typ.]	

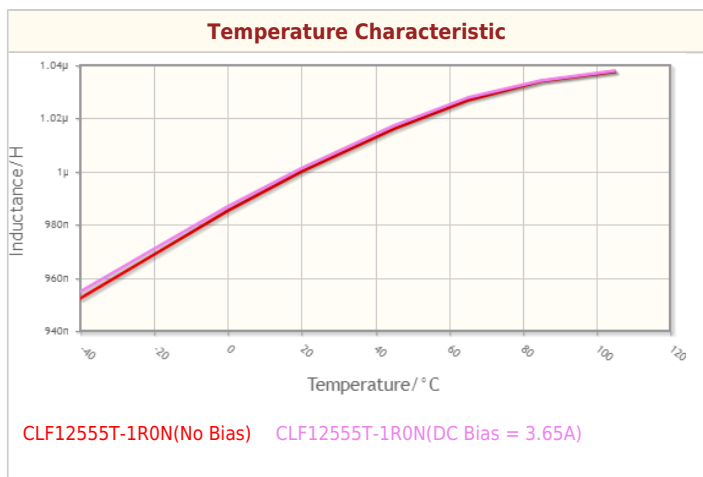
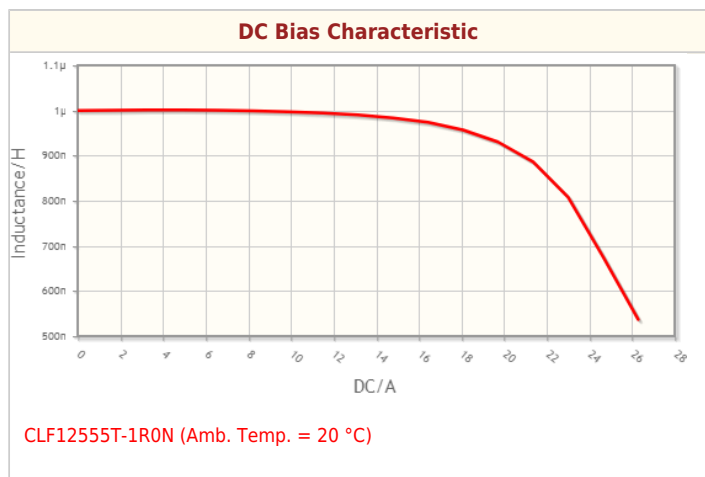
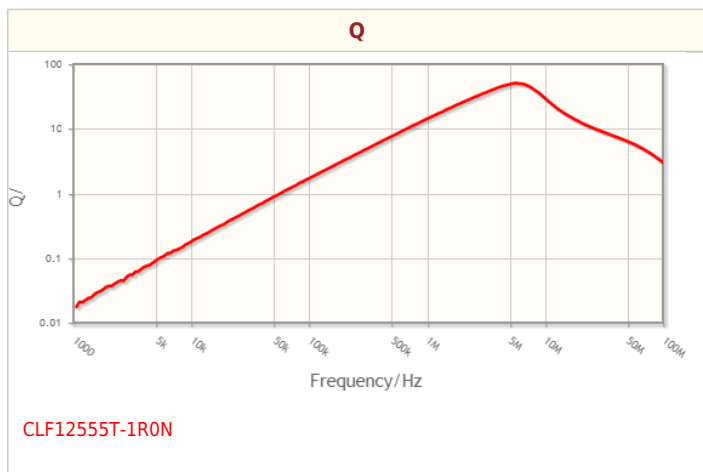
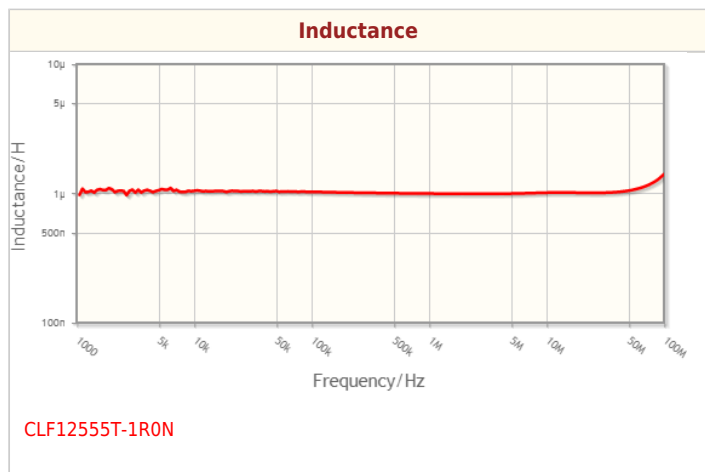
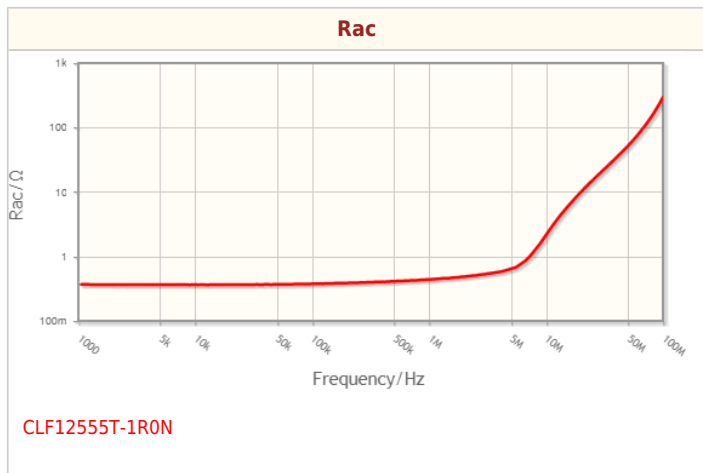
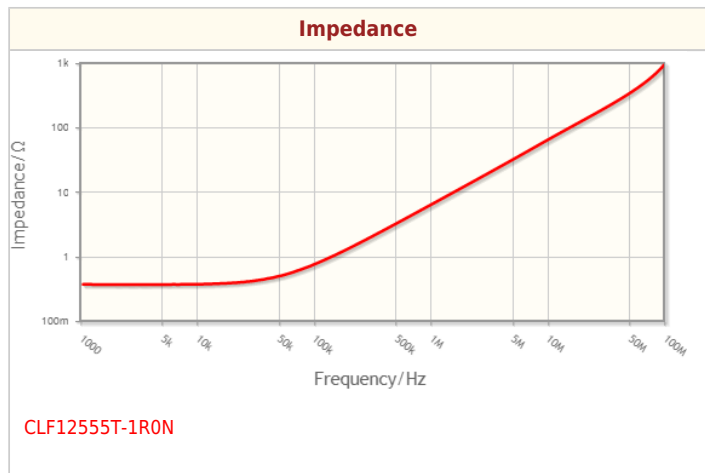
Other

Operating Temp. Range (Including Self-Temp. Rise)	-40 to 105°C
Soldering Method	Reflow Iron Soldering
AEC-Q200	NO
Packing	Punched (Paper)Taping [330mm Reel]
Package Quantity	500pcs

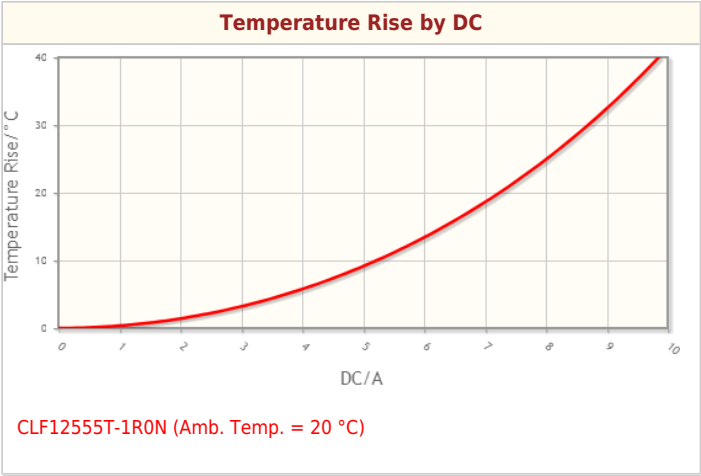
Weight	3g
--------	----

! Images are for reference only and show exemplary products.
! This PDF document was created based on the data listed on the TDK Corporation website.
! All specifications are subject to change without notice.

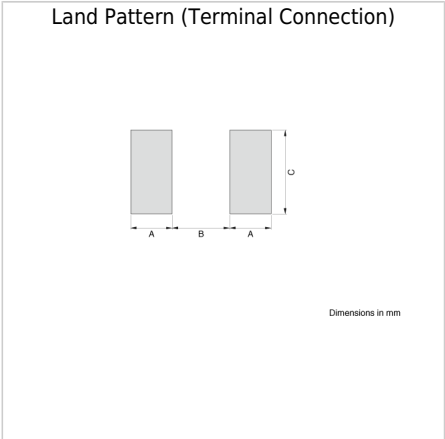
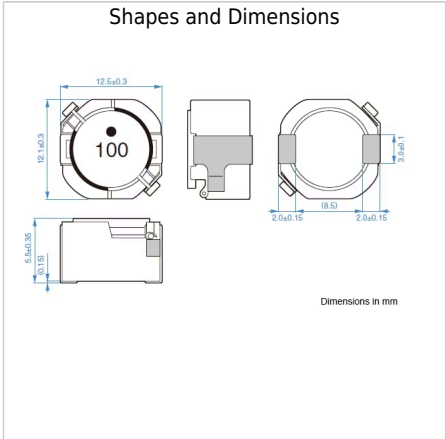
Characteristic Graphs(This is reference data, and does not guarantee the products characteristics.)



Characteristic Graphs(This is reference data, and does not guarantee the products characteristics.)



Associated Images



! Images are for reference only and show exemplary products.
! This PDF document was created based on the data listed on the TDK Corporation website.
! All specifications are subject to change without notice.